

MONTHLY REPORT OF DISBURSEMENTS

For the month of January 2024

Department : Department of the Interior and Local Government (DILG)
Agency/Entity : Office of the Secretary
Operating Unit : Regional Office - XIII
Organization Code (UACS) : 14 001 0300016
Fund Cluster : 01 - Regular Agency Fund

Main financial table with columns for Particulars, Current Year Budget (PS, MOOE, FinEx, CO, TOTAL), Prior Year's Budget, Current Year's Accounts Payable, Prior Year's Accounts Payable, SUB-TOTAL, Trust Liabilities, and Grand Total. Includes rows for CASH DISBURSEMENTS, NON-CASH DISBURSEMENTS, and GRAND TOTAL.

SUMMARY

Summary table with columns: Particulars (1), Previous Report (2), This Month (3), As at Date (4). Rows include Total Disbursement Authorities Received, NCA, NTA, Working Fund, TRA, CDC, NCA, Less: Notice of Transfer of Allocations (NTA)* Issued, Total Disbursement Authorities Available, Less: Lapsed NCA, Disbursements, Less: Other Non-Cash Disbursements, Balance of Disbursement Authorities as at date, Total Disbursements Program, Less: *Actual Disbursements, (Over)/Under spending.

Notes: * The use of NTA is discouraged
Notes: ** Amounts should tally with the grand total disbursement (column 27).

Certified Correct

ROCHE LYNNE L. CUNANAN, CPA
ACCOUNTANT III
Date: FEBRUARY 5, 2024

This report was generated using the Unified Reporting System on February 5, 2024 10:55 AM; Status : SUBMITTED

Recommending Approval:

JOCELINE M. AYOMA
CAO
Date: FEBRUARY 5, 2024

Approved By:

MARIA LOISE L. LUCINO, CESO IV
REGIONAL DIRECTOR
Date: FEBRUARY 5, 2024

MONTHLY REPORT OF DISBURSEMENTS

For the month of February 2024

Department : Department of the Interior and Local Government (DILG)
 Agency/Entity : Office of the Secretary
 Operating Unit : Regional Office - XIII
 Organization Code (UACS) : 14 001 0300016
 Fund Cluster : 01 - Regular Agency Fund


Particulars	Current Year Budget					Prior Year's Budget										Trust Liabilities					Grand Total					Remarks				
	PS	MOOE	FinEx	CO	TOTAL	Prior Year's Accounts Payable					Current Year's Accounts Payable					SUB-TOTAL	PS	MOOE	CO	TOTAL	PS	MOOE	FinEx	CO	TOTAL					
						PS	MOOE	FinEx	CO	Sub-Total	PS	MOOE	FinEx	CO	Sub-Total												TOTAL			
CASH DISBURSEMENTS	12,634,635.45	4,390,632.00	0.00	0.00	17,025,267.45	0.00	0.00	0.00	0.00	0.00	0.00	0.00	0.00	0.00	0.00	17,025,267.45	0.00	0.00	0.00	0.00	0.00	0.00	0.00	0.00	12,634,635.45	4,390,632.00	0.00	0.00	17,025,267.45	
Notice of Cash Allocation (NCA)	12,634,635.45	972,000.00	0.00	0.00	13,606,635.45	0.00	0.00	0.00	0.00	0.00	0.00	0.00	0.00	0.00	0.00	13,606,635.45	0.00	0.00	0.00	0.00	0.00	0.00	0.00	0.00	12,634,635.45	972,000.00	0.00	0.00	13,606,635.45	
MDS Checks Issued	371,713.98	0.00	0.00	0.00	371,713.98	0.00	0.00	0.00	0.00	0.00	0.00	0.00	0.00	0.00	0.00	371,713.98	0.00	0.00	0.00	0.00	0.00	0.00	0.00	0.00	371,713.98	0.00	0.00	0.00	371,713.98	
Advice to Debit Account	12,262,921.47	972,000.00	0.00	0.00	13,234,921.47	0.00	0.00	0.00	0.00	0.00	0.00	0.00	0.00	0.00	0.00	13,234,921.47	0.00	0.00	0.00	0.00	0.00	0.00	0.00	0.00	12,262,921.47	972,000.00	0.00	0.00	13,234,921.47	
Notice of Transfer Allocations (NTA)	0.00	3,418,632.00	0.00	0.00	3,418,632.00	0.00	0.00	0.00	0.00	0.00	0.00	0.00	0.00	0.00	0.00	3,418,632.00	0.00	0.00	0.00	0.00	0.00	0.00	0.00	0.00	0.00	3,418,632.00	0.00	0.00	0.00	3,418,632.00
MDS Checks Issued	0.00	32,724.46	0.00	0.00	32,724.46	0.00	0.00	0.00	0.00	0.00	0.00	0.00	0.00	0.00	0.00	32,724.46	0.00	0.00	0.00	0.00	0.00	0.00	0.00	0.00	0.00	32,724.46	0.00	0.00	0.00	32,724.46
Advice to Debit Account	0.00	3,385,907.54	0.00	0.00	3,385,907.54	0.00	0.00	0.00	0.00	0.00	0.00	0.00	0.00	0.00	0.00	3,385,907.54	0.00	0.00	0.00	0.00	0.00	0.00	0.00	0.00	0.00	3,385,907.54	0.00	0.00	0.00	3,385,907.54
Working Fund for FAPs	0.00	0.00	0.00	0.00	0.00	0.00	0.00	0.00	0.00	0.00	0.00	0.00	0.00	0.00	0.00	0.00	0.00	0.00	0.00	0.00	0.00	0.00	0.00	0.00	0.00	0.00	0.00	0.00	0.00	
Cash Disbursement Ceiling (CDC)	0.00	0.00	0.00	0.00	0.00	0.00	0.00	0.00	0.00	0.00	0.00	0.00	0.00	0.00	0.00	0.00	0.00	0.00	0.00	0.00	0.00	0.00	0.00	0.00	0.00	0.00	0.00	0.00	0.00	
TOTAL CASH DISBURSEMENTS	12,634,635.45	4,390,632.00	0.00	0.00	17,025,267.45	0.00	0.00	0.00	0.00	0.00	0.00	0.00	0.00	0.00	0.00	17,025,267.45	0.00	0.00	0.00	0.00	0.00	0.00	0.00	0.00	12,634,635.45	4,390,632.00	0.00	0.00	17,025,267.45	
NON-CASH DISBURSEMENTS	1,220,884.81	39,768.31	0.00	0.00	1,260,653.12	0.00	0.00	0.00	0.00	0.00	0.00	0.00	0.00	0.00	0.00	1,260,653.12	0.00	0.00	0.00	0.00	0.00	0.00	0.00	0.00	1,220,884.81	39,768.31	0.00	0.00	1,260,653.12	
Tax Remittance Advices Issued (TRA)	1,220,884.81	39,768.31	0.00	0.00	1,260,653.12	0.00	0.00	0.00	0.00	0.00	0.00	0.00	0.00	0.00	0.00	1,260,653.12	0.00	0.00	0.00	0.00	0.00	0.00	0.00	0.00	1,220,884.81	39,768.31	0.00	0.00	1,260,653.12	
Non-Cash Availment Authority (NCAA)	0.00	0.00	0.00	0.00	0.00	0.00	0.00	0.00	0.00	0.00	0.00	0.00	0.00	0.00	0.00	0.00	0.00	0.00	0.00	0.00	0.00	0.00	0.00	0.00	0.00	0.00	0.00	0.00	0.00	
Disbursements effected through outright deductions from claims (please specify...)	0.00	0.00	0.00	0.00	0.00	0.00	0.00	0.00	0.00	0.00	0.00	0.00	0.00	0.00	0.00	0.00	0.00	0.00	0.00	0.00	0.00	0.00	0.00	0.00	0.00	0.00	0.00	0.00	0.00	
Overpayment of expenses(e.g. personnel benefits)	0.00	0.00	0.00	0.00	0.00	0.00	0.00	0.00	0.00	0.00	0.00	0.00	0.00	0.00	0.00	0.00	0.00	0.00	0.00	0.00	0.00	0.00	0.00	0.00	0.00	0.00	0.00	0.00	0.00	
Restitution for loss of government property	0.00	0.00	0.00	0.00	0.00	0.00	0.00	0.00	0.00	0.00	0.00	0.00	0.00	0.00	0.00	0.00	0.00	0.00	0.00	0.00	0.00	0.00	0.00	0.00	0.00	0.00	0.00	0.00	0.00	
Liquidated damages and similar claims	0.00	0.00	0.00	0.00	0.00	0.00	0.00	0.00	0.00	0.00	0.00	0.00	0.00	0.00	0.00	0.00	0.00	0.00	0.00	0.00	0.00	0.00	0.00	0.00	0.00	0.00	0.00	0.00	0.00	
Others(TEF, BTr-Documentary Stamp Tax, etc.)	0.00	0.00	0.00	0.00	0.00	0.00	0.00	0.00	0.00	0.00	0.00	0.00	0.00	0.00	0.00	0.00	0.00	0.00	0.00	0.00	0.00	0.00	0.00	0.00	0.00	0.00	0.00	0.00	0.00	
TOTAL NON-CASH DISBURSEMENTS	1,220,884.81	39,768.31	0.00	0.00	1,260,653.12	0.00	0.00	0.00	0.00	0.00	0.00	0.00	0.00	0.00	0.00	1,260,653.12	0.00	0.00	0.00	0.00	0.00	0.00	0.00	0.00	1,220,884.81	39,768.31	0.00	0.00	1,260,653.12	
GRAND TOTAL	13,855,520.26	4,430,400.31	0.00	0.00	18,285,920.57	0.00	0.00	0.00	0.00	0.00	0.00	0.00	0.00	0.00	0.00	18,285,920.57	0.00	0.00	0.00	0.00	0.00	0.00	0.00	13,855,520.26	4,430,400.31	0.00	0.00	18,285,920.57		

SUMMARY


Particulars	Previous Report	This Month	As at Date
(1)	(2)	(3)	(4)
Total Disbursement Authorities Received	14,647,656.15	28,877,363.62	43,525,019.77
NCA	13,302,000.00	24,099,387.00	37,401,387.00
NTA	115,166.00	3,517,323.50	3,632,489.50
Working Fund	0.00	0.00	0.00
TRA	1,230,490.15	1,260,653.12	2,491,143.27
CDC	0.00	0.00	0.00
NCAA	0.00	0.00	0.00
Less: Notice of Transfer of Allocations (NTA)* Issued	0.00	0.00	0.00
Total Disbursement Authorities Available	14,647,656.15	28,877,363.62	43,525,019.77
Less:	0.00	0.00	0.00
Lapsed NCA	0.00	0.00	0.00
Disbursements	14,239,849.33	18,285,920.57	32,525,769.90
Less: Other Non-Cash Disbursements	0.00	0.00	0.00
Disbursements effected through outright deductions from claims	0.00	0.00	0.00
Overpayment of expenses(e.g. personnel benefits)	0.00	0.00	0.00
Restitution for loss of government property	0.00	0.00	0.00
Liquidated damages and similar claims	0.00	0.00	0.00
Others (e.g. TEF, BTr, Docs Stamp, etc.)	0.00	0.00	0.00
Add/Less: Adjustments (e.g. cancelled/staled checks)	0.00	0.00	0.00
Balance of Disbursement Authorities as at date	407,806.82	10,591,443.05	10,999,249.87
Total Disbursements Program	14,239,849.33	18,285,920.57	32,525,769.90
Less: *Actual Disbursements	14,239,849.33	18,285,920.57	32,525,769.90
(Over)/Under spending	0.00	0.00	0.00

Notes: * The use of NTA is discouraged
 Notes: ** Amounts should tally with the grand total disbursement (column 27).

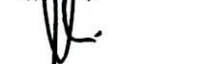
Certified Correct


 ROCHE LYNNE L. CUNANAN, CPA
 ACCOUNTANT III
 Date: MARCH 6, 2024

Recommending Approval:


 JOCELYN S. ROMA
 CAO
 Date: MARCH 6, 2024

Approved By:


 MARIA LOISELLA E. LUCINO, CESO IV
 REGIONAL DIRECTOR
 Date:

