

MONTHLY REPORT OF DISBURSEMENTS
For the month of April 2022

Department: Department of the Interior and Local Government (DILG)
 Agency/Entity: Office of the Secretary
 Operating Unit: Regional Office - XIII
 Organization Code (UACS): 14 001 0300016
 Fund Cluster: 01 Regular Agency Fund

Particulars	Current Year Budget					Prior Year's Budget											Trust Liabilities				Grand Total					Remarks			
	PS	MOOE	FinEx	CO	TOTAL	Prior Year's Accounts Payable					Current Year's Accounts Payable						TOTAL	SUB-TOTAL	Trust Liabilities				PS	MOOE	FinEx		CO	TOTAL	
						PS	MOOE	FinEx	CO	Sub-Total	PS	MOOE	FinEx	CO	Sub-Total	PS			MOOE	CO	TOTAL								
1	2	3	4	5	6=(2+3+4+5)	7	8	9	10	11=(7+8+9+10)	12	13	14	15	16=(12+13+14+15)	17=(11+16)	18=(6+17)	19	20	21	22=(19+20+21)	23	24	25	26	27=(23+24+25+26)	28		
CASH DISBURSEMENTS	13,595,404.28	6,015,556.90	0.00	0.00	19,610,961.18	0.00	0.00	0.00	0.00	0.00	0.00	0.00	0.00	0.00	0.00	0.00	19,610,961.18	0.00	0.00	0.00	0.00	13,595,404.28	6,015,556.90	0.00	0.00	19,610,961.18			
Notice of Cash Allocation (NCA)	13,595,404.28	1,232,000.00	0.00	0.00	14,827,404.28	0.00	0.00	0.00	0.00	0.00	0.00	0.00	0.00	0.00	0.00	0.00	14,827,404.28	0.00	0.00	0.00	0.00	13,595,404.28	1,232,000.00	0.00	0.00	14,827,404.28			
MDS Checks Issued	0.00	149,410.38	0.00	0.00	149,410.38	0.00	0.00	0.00	0.00	0.00	0.00	0.00	0.00	0.00	0.00	0.00	149,410.38	0.00	0.00	0.00	0.00	0.00	149,410.38	0.00	0.00	0.00	149,410.38		
Advice to Debit Account	13,595,404.28	1,082,589.62	0.00	0.00	14,677,993.90	0.00	0.00	0.00	0.00	0.00	0.00	0.00	0.00	0.00	0.00	0.00	14,677,993.90	0.00	0.00	0.00	0.00	13,595,404.28	1,082,589.62	0.00	0.00	14,677,993.90			
Notice of Transfer Allocations (NTA)	0.00	4,783,556.90	0.00	0.00	4,783,556.90	0.00	0.00	0.00	0.00	0.00	0.00	0.00	0.00	0.00	0.00	0.00	4,783,556.90	0.00	0.00	0.00	0.00	0.00	4,783,556.90	0.00	0.00	0.00	4,783,556.90		
MDS Checks Issued	0.00	0.00	0.00	0.00	0.00	0.00	0.00	0.00	0.00	0.00	0.00	0.00	0.00	0.00	0.00	0.00	0.00	0.00	0.00	0.00	0.00	0.00	0.00	0.00	0.00	0.00	0.00	0.00	
Advice to Debit Account	0.00	4,783,556.90	0.00	0.00	4,783,556.90	0.00	0.00	0.00	0.00	0.00	0.00	0.00	0.00	0.00	0.00	0.00	4,783,556.90	0.00	0.00	0.00	0.00	0.00	4,783,556.90	0.00	0.00	0.00	4,783,556.90		
Working Fund for FAPs	0.00	0.00	0.00	0.00	0.00	0.00	0.00	0.00	0.00	0.00	0.00	0.00	0.00	0.00	0.00	0.00	0.00	0.00	0.00	0.00	0.00	0.00	0.00	0.00	0.00	0.00	0.00	0.00	
Cash Disbursement Ceiling (CDC)	0.00	0.00	0.00	0.00	0.00	0.00	0.00	0.00	0.00	0.00	0.00	0.00	0.00	0.00	0.00	0.00	0.00	0.00	0.00	0.00	0.00	0.00	0.00	0.00	0.00	0.00	0.00	0.00	
TOTAL CASH DISBURSEMENTS	13,595,404.28	6,015,556.90	0.00	0.00	19,610,961.18	0.00	0.00	0.00	0.00	0.00	0.00	0.00	0.00	0.00	0.00	0.00	19,610,961.18	0.00	0.00	0.00	0.00	13,595,404.28	6,015,556.90	0.00	0.00	19,610,961.18			
NON-CASH DISBURSEMENTS	1,303,202.84	127,838.05	0.00	0.00	1,431,040.89	0.00	0.00	0.00	0.00	0.00	0.00	0.00	0.00	0.00	0.00	0.00	1,431,040.89	0.00	0.00	0.00	0.00	1,303,202.84	127,838.05	0.00	0.00	1,431,040.89			
Tax Remittance Advices Issued (TRA)	1,303,202.84	127,838.05	0.00	0.00	1,431,040.89	0.00	0.00	0.00	0.00	0.00	0.00	0.00	0.00	0.00	0.00	0.00	1,431,040.89	0.00	0.00	0.00	0.00	1,303,202.84	127,838.05	0.00	0.00	1,431,040.89			
Non-Cash Availment Authority (NCAA)	0.00	0.00	0.00	0.00	0.00	0.00	0.00	0.00	0.00	0.00	0.00	0.00	0.00	0.00	0.00	0.00	0.00	0.00	0.00	0.00	0.00	0.00	0.00	0.00	0.00	0.00	0.00	0.00	
Disbursements effected through outright deductions from claims (please specify...)	0.00	0.00	0.00	0.00	0.00	0.00	0.00	0.00	0.00	0.00	0.00	0.00	0.00	0.00	0.00	0.00	0.00	0.00	0.00	0.00	0.00	0.00	0.00	0.00	0.00	0.00	0.00	0.00	
Overpayment of expenses(e.g. personnel benefits)	0.00	0.00	0.00	0.00	0.00	0.00	0.00	0.00	0.00	0.00	0.00	0.00	0.00	0.00	0.00	0.00	0.00	0.00	0.00	0.00	0.00	0.00	0.00	0.00	0.00	0.00	0.00	0.00	
Restitution for loss of government property	0.00	0.00	0.00	0.00	0.00	0.00	0.00	0.00	0.00	0.00	0.00	0.00	0.00	0.00	0.00	0.00	0.00	0.00	0.00	0.00	0.00	0.00	0.00	0.00	0.00	0.00	0.00	0.00	
Liquidated damages and similar claims	0.00	0.00	0.00	0.00	0.00	0.00	0.00	0.00	0.00	0.00	0.00	0.00	0.00	0.00	0.00	0.00	0.00	0.00	0.00	0.00	0.00	0.00	0.00	0.00	0.00	0.00	0.00	0.00	
Others (e.g. TEF, BTR, Docs Stamp, etc.)	0.00	0.00	0.00	0.00	0.00	0.00	0.00	0.00	0.00	0.00	0.00	0.00	0.00	0.00	0.00	0.00	0.00	0.00	0.00	0.00	0.00	0.00	0.00	0.00	0.00	0.00	0.00	0.00	
TOTAL NON-CASH DISBURSEMENTS	1,303,202.84	127,838.05	0.00	0.00	1,431,040.89	0.00	0.00	0.00	0.00	0.00	0.00	0.00	0.00	0.00	0.00	0.00	1,431,040.89	0.00	0.00	0.00	0.00	1,303,202.84	127,838.05	0.00	0.00	1,431,040.89			
GRAND TOTAL	14,898,607.12	6,143,394.95	0.00	0.00	21,042,002.07	0.00	0.00	0.00	0.00	0.00	0.00	0.00	0.00	0.00	0.00	0.00	21,042,002.07	0.00	0.00	0.00	0.00	14,898,607.12	6,143,394.95	0.00	0.00	21,042,002.07			

SUMMARY

Particulars	Prior Report	This Month	As at Date
(1)	(2)	(3)	(4)
Total Disbursement Authorities Received	0.00	30,123,448.62	30,123,448.62
NCA	0.00	20,104,000.00	20,104,000.00
NTA	0.00	8,588,407.73	8,588,407.73
Working Fund	0.00	0.00	0.00
TRA	0.00	1,431,040.89	1,431,040.89
CDC	0.00	0.00	0.00
NCAA	0.00	0.00	0.00
Less: Notice of Transfer of Allocations (NTA)* issued	0.00	0.00	0.00
Total Disbursement Authorities Available	0.00	30,123,448.62	30,123,448.62
Less:	0.00	0.00	0.00
Lapsed NCA	0.00	0.00	0.00
Disbursements	0.00	21,042,002.07	21,042,002.07
Less: Other Non-Cash Disbursements	0.00	0.00	0.00
Disbursements effected through outright deductions from claims	0.00	0.00	0.00
Overpayment of expenses(e.g. personnel benefits)	0.00	0.00	0.00
Restitution for loss of government property	0.00	0.00	0.00
Liquidated damages and similar claims	0.00	0.00	0.00
Others (e.g. TEF, BTR, Docs Stamp, etc.)	0.00	0.00	0.00
Add/Less: Adjustments (e.g. cancelled/staled checks)	0.00	0.00	0.00
Balance of Disbursement Authorities as at date	0.00	9,081,446.55	9,081,446.55
Total Disbursements Program	0.00	21,042,002.07	21,042,002.07
Less: *Actual Disbursements	0.00	21,042,002.07	21,042,002.07
(Over)/Under spending	0.00	0.00	0.00


Notes: * The use of NTA is discouraged
 Notes: ** Amounts should tally with the grand total disbursement (column 27).

Certified Correct



ROCHELLE LYNNE L. CUNANAN, CPA
 ACCOUNTANT III

Date: MAY 5, 2022

Recommending Approval:


JOCELYNNE B. DOMA
 CHIEF ADMINISTRATIVE OFFICER
 Date: MAY 10, 2022

Approved By:


LIBETH A. FABACION, CESO III
 REGIONAL DIRECTOR
 Date: MAY 10, 2022

MONTHLY REPORT OF DISBURSEMENTS
For the month of June 2022


Department: Department of the Interior and Local Government (DILG)
 Agency/Entity: Office of the Secretary
 Operating Unit: Regional Office - XIII
 Organization Code (UAACS): 14 001 0300016
 Fund Cluster: 01 Regular Agency Fund


Particulars	Current Year Budget					Prior Year's Budget											Trust Liabilities					Grand Total					Remarks	
	PS	MOOE	FinEx	CO	TOTAL	Prior Year's Accounts Payable					Current Year's Accounts Payable						SUB-TOTAL	PS	MOOE	CO	TOTAL	PS	MOOE	FinEx	CO	TOTAL		
						PS	MOOE	FinEx	CO	Sub-Total	PS	MOOE	FinEx	CO	Sub-Total	TOTAL												
1	2	3	4	5	6=(2+3+4+5)	7	8	9	10	11=(7+8+9+10)	12	13	14	15	16=(12+13+14+15)	17=(11+16)	18=(17)	19	20	21	22=(19+20+21)	23	24	25	26	27=(23+24+25+26)	28	
CASH DISBURSEMENTS	15,824,012.02	14,988,901.16	0.00	0.00	30,812,913.18	0.00	0.00	0.00	0.00	0.00	0.00	0.00	0.00	0.00	0.00	0.00	30,812,913.18	0.00	0.00	0.00	0.00	15,824,012.02	14,988,901.16	0.00	0.00	30,812,913.18		
Notice of Cash Allocation (NCA)	15,824,012.02	1,232,000.00	0.00	0.00	17,056,012.02	0.00	0.00	0.00	0.00	0.00	0.00	0.00	0.00	0.00	0.00	0.00	17,056,012.02	0.00	0.00	0.00	0.00	15,824,012.02	1,332,000.00	0.00	0.00	17,056,012.02		
MDS Checks Issued	0.00	82,281.03	0.00	0.00	82,281.03	0.00	0.00	0.00	0.00	0.00	0.00	0.00	0.00	0.00	0.00	0.00	82,281.03	0.00	0.00	0.00	0.00	0.00	82,281.03	0.00	0.00	82,281.03		
Advice to Debit Account	15,824,012.02	1,149,718.97	0.00	0.00	16,973,730.99	0.00	0.00	0.00	0.00	0.00	0.00	0.00	0.00	0.00	0.00	0.00	16,973,730.99	0.00	0.00	0.00	0.00	15,824,012.02	1,149,718.97	0.00	0.00	16,973,730.99		
Notice of Transfer Allocations (NTA)	0.00	13,756,901.16	0.00	0.00	13,756,901.16	0.00	0.00	0.00	0.00	0.00	0.00	0.00	0.00	0.00	0.00	0.00	13,756,901.16	0.00	0.00	0.00	0.00	0.00	13,756,901.16	0.00	0.00	13,756,901.16		
MDS Checks Issued	0.00	840,795.89	0.00	0.00	840,795.89	0.00	0.00	0.00	0.00	0.00	0.00	0.00	0.00	0.00	0.00	0.00	840,795.89	0.00	0.00	0.00	0.00	0.00	840,795.89	0.00	0.00	840,795.89		
Advice to Debit Account	0.00	12,916,105.27	0.00	0.00	12,916,105.27	0.00	0.00	0.00	0.00	0.00	0.00	0.00	0.00	0.00	0.00	0.00	12,916,105.27	0.00	0.00	0.00	0.00	0.00	12,916,105.27	0.00	0.00	12,916,105.27		
Working Fund for FAPs	0.00	0.00	0.00	0.00	0.00	0.00	0.00	0.00	0.00	0.00	0.00	0.00	0.00	0.00	0.00	0.00	0.00	0.00	0.00	0.00	0.00	0.00	0.00	0.00	0.00	0.00	0.00	
Cash Disbursement Ceiling (CDC)	0.00	0.00	0.00	0.00	0.00	0.00	0.00	0.00	0.00	0.00	0.00	0.00	0.00	0.00	0.00	0.00	0.00	0.00	0.00	0.00	0.00	0.00	0.00	0.00	0.00	0.00	0.00	
TOTAL CASH DISBURSEMENTS	15,824,012.02	14,988,901.16	0.00	0.00	30,812,913.18	0.00	0.00	0.00	0.00	0.00	0.00	0.00	0.00	0.00	0.00	0.00	30,812,913.18	0.00	0.00	0.00	0.00	15,824,012.02	14,988,901.16	0.00	0.00	30,812,913.18		
NON-CASH DISBURSEMENTS	1,471,666.66	147,375.45	0.00	0.00	1,619,042.11	0.00	0.00	0.00	0.00	0.00	0.00	0.00	0.00	0.00	0.00	0.00	1,619,042.11	0.00	0.00	0.00	0.00	1,471,666.66	147,375.45	0.00	0.00	1,619,042.11		
Tax Remittance Advices Issued (TRA)	1,471,666.66	147,375.45	0.00	0.00	1,619,042.11	0.00	0.00	0.00	0.00	0.00	0.00	0.00	0.00	0.00	0.00	0.00	1,619,042.11	0.00	0.00	0.00	0.00	1,471,666.66	147,375.45	0.00	0.00	1,619,042.11		
Non-Cash Availment Authority (NCAA)	0.00	0.00	0.00	0.00	0.00	0.00	0.00	0.00	0.00	0.00	0.00	0.00	0.00	0.00	0.00	0.00	0.00	0.00	0.00	0.00	0.00	0.00	0.00	0.00	0.00	0.00	0.00	
Disbursements effected through outright deductions from claims (please specify...)	0.00	0.00	0.00	0.00	0.00	0.00	0.00	0.00	0.00	0.00	0.00	0.00	0.00	0.00	0.00	0.00	0.00	0.00	0.00	0.00	0.00	0.00	0.00	0.00	0.00	0.00	0.00	
Overpayment of expenses(e.g. personnel benefits)	0.00	0.00	0.00	0.00	0.00	0.00	0.00	0.00	0.00	0.00	0.00	0.00	0.00	0.00	0.00	0.00	0.00	0.00	0.00	0.00	0.00	0.00	0.00	0.00	0.00	0.00	0.00	
Restitution for loss of government property	0.00	0.00	0.00	0.00	0.00	0.00	0.00	0.00	0.00	0.00	0.00	0.00	0.00	0.00	0.00	0.00	0.00	0.00	0.00	0.00	0.00	0.00	0.00	0.00	0.00	0.00	0.00	
Liquidated damages and similar claims	0.00	0.00	0.00	0.00	0.00	0.00	0.00	0.00	0.00	0.00	0.00	0.00	0.00	0.00	0.00	0.00	0.00	0.00	0.00	0.00	0.00	0.00	0.00	0.00	0.00	0.00	0.00	
Others(TEF, BTr-Documentary Stamp Tax, etc.)	0.00	0.00	0.00	0.00	0.00	0.00	0.00	0.00	0.00	0.00	0.00	0.00	0.00	0.00	0.00	0.00	0.00	0.00	0.00	0.00	0.00	0.00	0.00	0.00	0.00	0.00	0.00	
TOTAL NON-CASH DISBURSEMENTS	1,471,666.66	147,375.45	0.00	0.00	1,619,042.11	0.00	0.00	0.00	0.00	0.00	0.00	0.00	0.00	0.00	0.00	0.00	1,619,042.11	0.00	0.00	0.00	0.00	1,471,666.66	147,375.45	0.00	0.00	1,619,042.11		
GRAND TOTAL	17,295,678.68	15,136,276.61	0.00	0.00	32,431,955.29	0.00	0.00	0.00	0.00	0.00	0.00	0.00	0.00	0.00	0.00	0.00	32,431,955.29	0.00	0.00	0.00	0.00	17,295,678.68	15,136,276.61	0.00	0.00	32,431,955.29		

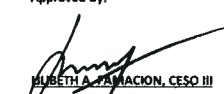
SUMMARY

Particulars	Previous Report	This Month	As at Date
(1)	(2)	(3)	(4)
Total Disbursement Authorities Received	154,691,498.60	29,281,173.26	183,972,671.86
NCA	102,829,900.00	14,563,000.00	117,392,900.00
NTA	44,499,870.03	13,099,131.15	57,599,001.18
Working Fund	0.00	0.00	0.00
TRA	7,361,728.57	1,619,042.11	8,980,770.68
CDC	0.00	0.00	0.00
NCAA	0.00	0.00	0.00
Less: Notice of Transfer of Allocations (NTA)* Issued	0.00	0.00	0.00
Total Disbursement Authorities Available	154,691,498.60	29,281,173.26	183,972,671.86
Less:	0.00	0.00	0.00
Lapsed NCA	0.30	8,170,654.62	8,170,654.92
Disbursements	128,807,061.95	30,812,913.18	159,619,975.13
Less: Other Non-Cash Disbursements	0.00	0.00	0.00
Disbursements effected through outright deductions from claims	0.00	0.00	0.00
Overpayment of expenses(e.g. personnel benefits)	0.00	0.00	0.00
Restitution for loss of government property	0.00	0.00	0.00
Liquidated damages and similar claims	0.00	0.00	0.00
Others (e.g. TEF, BTr, Docs Stamp, etc.)	0.00	0.00	0.00
Add/Less: Adjustments (e.g. cancelled/staled checks)	0.00	0.00	0.00
Balance of Disbursement Authorities as at date	25,884,436.35	(9,702,394.54)	16,182,041.81
Total Disbursements Program	128,807,061.95	30,812,913.18	159,619,975.13
Less: *Actual Disbursements	128,807,061.95	30,812,913.18	159,619,975.13
(Over)/Under spending	0.00	0.00	0.00

Notes: * The use of NTA is discouraged
 Notes: ** Amounts should tally with the grand total disbursement (column 27).

Certified Correct

 BOCHE LYNNE L. CUNANAN, CPA
 ACCOUNTANT III
 Date: JULY 8, 2022

Recommending Approval:

 JOCELYN A. TOMO
 CAO
 Date: JULY 8, 2022

Approved By:

 RUBETHA A. PAMACION, CESO III
 REGIONAL DIRECTOR
 Date: JULY 8, 2022