

MONTHLY REPORT OF DISBURSEMENTS  
For the month of December 2024

Department : Department of the Interior and Local Government (DILG)  
 Agency/Entity : Office of the Secretary  
 Operating Unit : Regional Office - XIII  
 Organization Code (UACS) : 14 001 0300016  
 Fund Cluster : 01 - Regular Agency Fund  
 (e.g. UACS Fund Cluster: 01-Regular Agency Fund, 02-Foreign Assisted Projects Fund, 03-Special Account-Locally Funded/Domestic Grants Fund, etc.)


Particulars	Current Year Budget					Prior Year's Budget											SUB-TOTAL	Trust Liabilities				Grand Total					Remarks	
	PS	MOOE	FinEx	CO	TOTAL	Prior Year's Accounts Payable					Current Year's Accounts Payable							PS	MOOE	CO	TOTAL	PS	MOOE	FinEx	CO	TOTAL		
						PS	MOOE	FinEx	CO	Sub-Total	PS	MOOE	FinEx	CO	Sub-Total	TOTAL												
1	2	3	4	5	6=(2+3+4+5)	7	8	9	10	11=(7+8+9+10)	12	13	14	15	16=	17=(12+13+14+15+16)	18	19	20	21	22=(18+19+20+21)	23	24	25	26	27=(23+24+25+26)	28	
CASH DISBURSEMENTS	12,269,000.00	57,747,346.00	0.00	0.00	70,016,346.00	0.00	0.00	0.00	0.00	0.00	0.00	0.00	0.00	0.00	0.00	0.00	70,016,346.00	0.00	0.00	0.00	0.00	12,269,000.00	57,747,346.00	0.00	0.00	70,016,346.00		
Notice of Cash Allocation (NCA)	12,269,000.00	2,298,000.00	0.00	0.00	14,567,000.00	0.00	0.00	0.00	0.00	0.00	0.00	0.00	0.00	0.00	0.00	0.00	14,567,000.00	0.00	0.00	0.00	0.00	12,269,000.00	2,298,000.00	0.00	0.00	14,567,000.00		
MDS Checks Issued	0.00	0.00	0.00	0.00	0.00	0.00	0.00	0.00	0.00	0.00	0.00	0.00	0.00	0.00	0.00	0.00	0.00	0.00	0.00	0.00	0.00	0.00	0.00	0.00	0.00	0.00	0.00	
Advice to Debit Account	12,269,000.00	2,298,000.00	0.00	0.00	14,567,000.00	0.00	0.00	0.00	0.00	0.00	0.00	0.00	0.00	0.00	0.00	0.00	14,567,000.00	0.00	0.00	0.00	0.00	12,269,000.00	2,298,000.00	0.00	0.00	14,567,000.00		
Notice of Transfer Allocations (NTA)	0.00	55,449,346.00	0.00	0.00	55,449,346.00	0.00	0.00	0.00	0.00	0.00	0.00	0.00	0.00	0.00	0.00	0.00	55,449,346.00	0.00	0.00	0.00	0.00	0.00	55,449,346.00	0.00	0.00	55,449,346.00		
MDS Checks Issued	0.00	37,041,196.60	0.00	0.00	37,041,196.60	0.00	0.00	0.00	0.00	0.00	0.00	0.00	0.00	0.00	0.00	0.00	37,041,196.60	0.00	0.00	0.00	0.00	0.00	37,041,196.60	0.00	0.00	37,041,196.60		
Advice to Debit Account	0.00	18,408,149.40	0.00	0.00	18,408,149.40	0.00	0.00	0.00	0.00	0.00	0.00	0.00	0.00	0.00	0.00	0.00	18,408,149.40	0.00	0.00	0.00	0.00	0.00	18,408,149.40	0.00	0.00	18,408,149.40		
Working Fund for FAPs	0.00	0.00	0.00	0.00	0.00	0.00	0.00	0.00	0.00	0.00	0.00	0.00	0.00	0.00	0.00	0.00	0.00	0.00	0.00	0.00	0.00	0.00	0.00	0.00	0.00	0.00	0.00	
Cash Disbursement Ceiling (CDC)	0.00	0.00	0.00	0.00	0.00	0.00	0.00	0.00	0.00	0.00	0.00	0.00	0.00	0.00	0.00	0.00	0.00	0.00	0.00	0.00	0.00	0.00	0.00	0.00	0.00	0.00	0.00	
<b>TOTAL CASH DISBURSEMENTS</b>	<b>12,269,000.00</b>	<b>57,747,346.00</b>	<b>0.00</b>	<b>0.00</b>	<b>70,016,346.00</b>	<b>0.00</b>	<b>0.00</b>	<b>0.00</b>	<b>0.00</b>	<b>0.00</b>	<b>0.00</b>	<b>0.00</b>	<b>0.00</b>	<b>0.00</b>	<b>0.00</b>	<b>0.00</b>	<b>70,016,346.00</b>	<b>0.00</b>	<b>0.00</b>	<b>0.00</b>	<b>0.00</b>	<b>12,269,000.00</b>	<b>57,747,346.00</b>	<b>0.00</b>	<b>0.00</b>	<b>70,016,346.00</b>		
NON-CASH DISBURSEMENTS	1,389,050.08	641,826.24	0.00	0.00	2,030,876.32	0.00	0.00	0.00	0.00	0.00	0.00	0.00	0.00	0.00	0.00	0.00	2,030,876.32	0.00	0.00	0.00	0.00	1,389,050.08	641,826.24	0.00	0.00	2,030,876.32		
Tax Remittance Advances Issued (TRA)	1,389,050.08	641,826.24	0.00	0.00	2,030,876.32	0.00	0.00	0.00	0.00	0.00	0.00	0.00	0.00	0.00	0.00	0.00	2,030,876.32	0.00	0.00	0.00	0.00	1,389,050.08	641,826.24	0.00	0.00	2,030,876.32		
Non-Cash Availment Authority (NCAA)	0.00	0.00	0.00	0.00	0.00	0.00	0.00	0.00	0.00	0.00	0.00	0.00	0.00	0.00	0.00	0.00	0.00	0.00	0.00	0.00	0.00	0.00	0.00	0.00	0.00	0.00	0.00	
Disbursements effected through outright deductions from claims (please specify...)	0.00	0.00	0.00	0.00	0.00	0.00	0.00	0.00	0.00	0.00	0.00	0.00	0.00	0.00	0.00	0.00	0.00	0.00	0.00	0.00	0.00	0.00	0.00	0.00	0.00	0.00	0.00	
Overpayment of expenses(e.g. personnel benefits)	0.00	0.00	0.00	0.00	0.00	0.00	0.00	0.00	0.00	0.00	0.00	0.00	0.00	0.00	0.00	0.00	0.00	0.00	0.00	0.00	0.00	0.00	0.00	0.00	0.00	0.00	0.00	
Restitution for loss of government property	0.00	0.00	0.00	0.00	0.00	0.00	0.00	0.00	0.00	0.00	0.00	0.00	0.00	0.00	0.00	0.00	0.00	0.00	0.00	0.00	0.00	0.00	0.00	0.00	0.00	0.00	0.00	
Liquidated damages and similar claims	0.00	0.00	0.00	0.00	0.00	0.00	0.00	0.00	0.00	0.00	0.00	0.00	0.00	0.00	0.00	0.00	0.00	0.00	0.00	0.00	0.00	0.00	0.00	0.00	0.00	0.00	0.00	
Others(TEF, BTr-Documentary Stamp Tax, etc.)	0.00	0.00	0.00	0.00	0.00	0.00	0.00	0.00	0.00	0.00	0.00	0.00	0.00	0.00	0.00	0.00	0.00	0.00	0.00	0.00	0.00	0.00	0.00	0.00	0.00	0.00	0.00	
<b>TOTAL NON-CASH DISBURSEMENTS</b>	<b>1,389,050.08</b>	<b>641,826.24</b>	<b>0.00</b>	<b>0.00</b>	<b>2,030,876.32</b>	<b>0.00</b>	<b>0.00</b>	<b>0.00</b>	<b>0.00</b>	<b>0.00</b>	<b>0.00</b>	<b>0.00</b>	<b>0.00</b>	<b>0.00</b>	<b>0.00</b>	<b>0.00</b>	<b>2,030,876.32</b>	<b>0.00</b>	<b>0.00</b>	<b>0.00</b>	<b>0.00</b>	<b>1,389,050.08</b>	<b>641,826.24</b>	<b>0.00</b>	<b>0.00</b>	<b>2,030,876.32</b>		
<b>GRAND TOTAL</b>	<b>13,658,050.08</b>	<b>58,389,172.24</b>	<b>0.00</b>	<b>0.00</b>	<b>72,047,222.32</b>	<b>0.00</b>	<b>0.00</b>	<b>0.00</b>	<b>0.00</b>	<b>0.00</b>	<b>0.00</b>	<b>0.00</b>	<b>0.00</b>	<b>0.00</b>	<b>0.00</b>	<b>0.00</b>	<b>72,047,222.32</b>	<b>0.00</b>	<b>0.00</b>	<b>0.00</b>	<b>0.00</b>	<b>13,658,050.08</b>	<b>58,389,172.24</b>	<b>0.00</b>	<b>0.00</b>	<b>72,047,222.32</b>		

SUMMARY


Particulars	Previous Report	This Month	As at Date
(1)	(2)	(3)	(4)
Total Disbursement Authorities Received	298,622,616.93	64,704,346.63	363,326,963.56
NCA	190,927,387.00	14,567,000.00	205,494,387.00
NTA	90,800,829.87	48,106,470.31	138,907,300.18
Working Fund	0.00	0.00	0.00
TRA	16,894,400.06	2,030,876.32	18,925,276.38
CDC	0.00	0.00	0.00
NCAA	0.00	0.00	0.00
Less: Notice of Transfer of Allocations (NTA)* Issued	0.00	0.00	0.00
Total Disbursement Authorities Available	298,622,616.93	64,704,346.63	363,326,963.56
Less:	0.00	0.00	0.00
Lapsed NCA	2,158,967.12	0.00	2,158,967.12
Disbursements	289,120,774.12	72,047,222.32	361,167,996.44
Less: Other Non-Cash Disbursements	0.00	0.00	0.00
Disbursements effected through outright deductions from claims	0.00	0.00	0.00
Overpayment of expenses(e.g. personnel benefits)	0.00	0.00	0.00
Restitution for loss of government property	0.00	0.00	0.00
Liquidated damages and similar claims	0.00	0.00	0.00
Others (e.g. TEF, BTr, Docs Stamp, etc.)	0.00	0.00	0.00
Add/Less: Adjustments (e.g. cancelled/staled checks)	0.00	0.00	0.00
Balance of Disbursement Authorities as at date	7,342,875.69	(7,342,875.69)	0.00
Total Disbursements Program	289,120,774.12	72,047,222.32	361,167,996.44
Less: *Actual Disbursements	289,120,774.12	72,047,222.32	361,167,996.44
(Over)/Under spending	0.00	0.00	0.00

Notes: \* The use of NTA is discouraged  
 Notes: \*\* Amounts should tally with the grand total disbursement (column 27).

Certified Correct:

  
 ROCHE LYNNE L. CUNANAN, CPA  
 ACCOUNTANT III  
 Date: JANUARY 7, 2025

Recommending Approval:

  
 JOCELYN A. DOMA  
 CAO  
 Date:

Approved By:

  
 MARIA LOURDES T. LUCINO, CESO IV  
 REGIONAL DIRECTOR  
 Date:

**MONTHLY REPORT OF DISBURSEMENTS**  
For the month of December 2024

Department : Department of the Interior and Local Government (DILG)  
 Agency/Entity : Office of the Secretary  
 Operating Unit : Regional Office - XIII  
 Organization Code (UACS) : 14 001 0300016  
 Fund Cluster : 07 - Trust Receipts  
 (e.g. UACS Fund Cluster: 01-Regular Agency Fund, 02-Foreign Assisted Projects Fund, 03-Special Account-Locally Funded/Domestic Grants Fund, etc.)


Particulars	Current Year Budget					Prior Year's Budget										Trust Liabilities				Grand Total					Remarks			
	PS	MOOE	FinEx	CO	TOTAL	Prior Year's Accounts Payable					Current Year's Accounts Payable					TOTAL	SUB-TOTAL	PS	MOOE	CO	TOTAL	PS	MOOE	FinEx		CO	TOTAL	
						PS	MOOE	FinEx	CO	Sub-Total	PS	MOOE	FinEx	CO	Sub-Total													PS
1	2	3	4	5	6=2+3+4+5	7	8	9	10	11	12	13	14	15	16=12+13+14+15	17=6+11+16	18=17+18	19	20	21	22=19+20+21	23	24	25	26	27=23+24+25+26	28	
CASH DISBURSEMENTS	0.00	8,244.60	0.00	0.00	8,244.60	0.00	0.00	0.00	0.00	0.00	0.00	0.00	0.00	0.00	0.00	0.00	8,244.60	0.00	0.00	0.00	0.00	0.00	8,244.60	0.00	0.00	0.00	8,244.60	
Notice of Cash Allocation (NCA)	0.00	8,244.60	0.00	0.00	8,244.60	0.00	0.00	0.00	0.00	0.00	0.00	0.00	0.00	0.00	0.00	0.00	8,244.60	0.00	0.00	0.00	0.00	0.00	8,244.60	0.00	0.00	0.00	8,244.60	
MDS Checks Issued	0.00	0.00	0.00	0.00	0.00	0.00	0.00	0.00	0.00	0.00	0.00	0.00	0.00	0.00	0.00	0.00	0.00	0.00	0.00	0.00	0.00	0.00	0.00	0.00	0.00	0.00	0.00	
Advice to Debit Account	0.00	8,244.60	0.00	0.00	8,244.60	0.00	0.00	0.00	0.00	0.00	0.00	0.00	0.00	0.00	0.00	0.00	8,244.60	0.00	0.00	0.00	0.00	0.00	8,244.60	0.00	0.00	0.00	8,244.60	
Notice of Transfer Allocations (NTA)	0.00	0.00	0.00	0.00	0.00	0.00	0.00	0.00	0.00	0.00	0.00	0.00	0.00	0.00	0.00	0.00	0.00	0.00	0.00	0.00	0.00	0.00	0.00	0.00	0.00	0.00	0.00	
MDS Checks Issued	0.00	0.00	0.00	0.00	0.00	0.00	0.00	0.00	0.00	0.00	0.00	0.00	0.00	0.00	0.00	0.00	0.00	0.00	0.00	0.00	0.00	0.00	0.00	0.00	0.00	0.00	0.00	
Advice to Debit Account	0.00	0.00	0.00	0.00	0.00	0.00	0.00	0.00	0.00	0.00	0.00	0.00	0.00	0.00	0.00	0.00	0.00	0.00	0.00	0.00	0.00	0.00	0.00	0.00	0.00	0.00	0.00	
Working Fund for FAPs	0.00	0.00	0.00	0.00	0.00	0.00	0.00	0.00	0.00	0.00	0.00	0.00	0.00	0.00	0.00	0.00	0.00	0.00	0.00	0.00	0.00	0.00	0.00	0.00	0.00	0.00	0.00	
Cash Disbursement Ceiling (CDC)	0.00	0.00	0.00	0.00	0.00	0.00	0.00	0.00	0.00	0.00	0.00	0.00	0.00	0.00	0.00	0.00	0.00	0.00	0.00	0.00	0.00	0.00	0.00	0.00	0.00	0.00	0.00	
<b>TOTAL CASH DISBURSEMENTS</b>	<b>0.00</b>	<b>8,244.60</b>	<b>0.00</b>	<b>0.00</b>	<b>8,244.60</b>	<b>0.00</b>	<b>0.00</b>	<b>0.00</b>	<b>0.00</b>	<b>0.00</b>	<b>0.00</b>	<b>0.00</b>	<b>0.00</b>	<b>0.00</b>	<b>0.00</b>	<b>0.00</b>	<b>8,244.60</b>	<b>0.00</b>	<b>0.00</b>	<b>0.00</b>	<b>0.00</b>	<b>0.00</b>	<b>8,244.60</b>	<b>0.00</b>	<b>0.00</b>	<b>0.00</b>	<b>8,244.60</b>	
NON-CASH DISBURSEMENTS	0.00	0.00	0.00	0.00	0.00	0.00	0.00	0.00	0.00	0.00	0.00	0.00	0.00	0.00	0.00	0.00	0.00	0.00	0.00	0.00	0.00	0.00	0.00	0.00	0.00	0.00	0.00	
Tax Remittance Advices Issued (TRA)	0.00	0.00	0.00	0.00	0.00	0.00	0.00	0.00	0.00	0.00	0.00	0.00	0.00	0.00	0.00	0.00	0.00	0.00	0.00	0.00	0.00	0.00	0.00	0.00	0.00	0.00	0.00	
Non-Cash Availment Authority (NCAA)	0.00	0.00	0.00	0.00	0.00	0.00	0.00	0.00	0.00	0.00	0.00	0.00	0.00	0.00	0.00	0.00	0.00	0.00	0.00	0.00	0.00	0.00	0.00	0.00	0.00	0.00	0.00	
Disbursements effected through outright deductions from claims (please specify...)	0.00	0.00	0.00	0.00	0.00	0.00	0.00	0.00	0.00	0.00	0.00	0.00	0.00	0.00	0.00	0.00	0.00	0.00	0.00	0.00	0.00	0.00	0.00	0.00	0.00	0.00	0.00	
Overpayment of expenses(e.g. personnel benefits)	0.00	0.00	0.00	0.00	0.00	0.00	0.00	0.00	0.00	0.00	0.00	0.00	0.00	0.00	0.00	0.00	0.00	0.00	0.00	0.00	0.00	0.00	0.00	0.00	0.00	0.00	0.00	
Restitution for loss of government property	0.00	0.00	0.00	0.00	0.00	0.00	0.00	0.00	0.00	0.00	0.00	0.00	0.00	0.00	0.00	0.00	0.00	0.00	0.00	0.00	0.00	0.00	0.00	0.00	0.00	0.00	0.00	
Liquidated damages and similar claims	0.00	0.00	0.00	0.00	0.00	0.00	0.00	0.00	0.00	0.00	0.00	0.00	0.00	0.00	0.00	0.00	0.00	0.00	0.00	0.00	0.00	0.00	0.00	0.00	0.00	0.00	0.00	
Others(TEF, BTR-Documentary Stamp Tax, etc.)	0.00	0.00	0.00	0.00	0.00	0.00	0.00	0.00	0.00	0.00	0.00	0.00	0.00	0.00	0.00	0.00	0.00	0.00	0.00	0.00	0.00	0.00	0.00	0.00	0.00	0.00	0.00	
<b>TOTAL NON-CASH DISBURSEMENTS</b>	<b>0.00</b>	<b>0.00</b>	<b>0.00</b>	<b>0.00</b>	<b>0.00</b>	<b>0.00</b>	<b>0.00</b>	<b>0.00</b>	<b>0.00</b>	<b>0.00</b>	<b>0.00</b>	<b>0.00</b>	<b>0.00</b>	<b>0.00</b>	<b>0.00</b>	<b>0.00</b>	<b>0.00</b>	<b>0.00</b>	<b>0.00</b>	<b>0.00</b>	<b>0.00</b>	<b>0.00</b>	<b>0.00</b>	<b>0.00</b>	<b>0.00</b>	<b>0.00</b>	<b>0.00</b>	
<b>GRAND TOTAL</b>	<b>0.00</b>	<b>8,244.60</b>	<b>0.00</b>	<b>0.00</b>	<b>8,244.60</b>	<b>0.00</b>	<b>0.00</b>	<b>0.00</b>	<b>0.00</b>	<b>0.00</b>	<b>0.00</b>	<b>0.00</b>	<b>0.00</b>	<b>0.00</b>	<b>0.00</b>	<b>0.00</b>	<b>8,244.60</b>	<b>0.00</b>	<b>0.00</b>	<b>0.00</b>	<b>0.00</b>	<b>0.00</b>	<b>8,244.60</b>	<b>0.00</b>	<b>0.00</b>	<b>0.00</b>	<b>8,244.60</b>	

**SUMMARY**


Particulars	Previous Report	This Month	As at Date
(1)	(2)	(3)	(4)
Total Disbursement Authorities Received	2,758,107.15	0.00	2,758,107.15
NCA	2,755,000.00	0.00	2,755,000.00
NTA	0.00	0.00	0.00
Working Fund	0.00	0.00	0.00
TRA	3,107.15	0.00	3,107.15
CDC	0.00	0.00	0.00
NCAA	0.00	0.00	0.00
Less: Notice of Transfer of Allocations (NTA)* Issued	0.00	0.00	0.00
Total Disbursement Authorities Available	2,758,107.15	0.00	2,758,107.15
Less:	0.00	0.00	0.00
Lapsed NCA	0.00	963,752.20	963,752.20
Disbursements	1,786,110.35	8,244.60	1,794,354.95
Less: Other Non-Cash Disbursements	0.00	0.00	0.00
Disbursements effected through outright deductions from claims	0.00	0.00	0.00
Overpayment of expenses(e.g. personnel benefits)	0.00	0.00	0.00
Restitution for loss of government property	0.00	0.00	0.00
Liquidated damages and similar claims	0.00	0.00	0.00
Others (e.g. TEF, BTR, Docs Stamp, etc.)	0.00	0.00	0.00
Add/Less: Adjustments (e.g. cancelled/staled checks)	0.00	0.00	0.00
Balance of Disbursement Authorities as at date	971,996.80	(971,996.80)	0.00
Total Disbursements Program	1,786,110.35	8,244.60	1,794,354.95
Less: *Actual Disbursements	1,786,110.35	8,244.60	1,794,354.95
(Over)/Under spending	0.00	0.00	0.00

Notes: \* The use of NTA is discouraged  
 Notes: \*\* Amounts should tally with the grand total disbursement (column 27).


Certified Correct:

  
 JOCELYNNE L. CUNANAN, CPA  
 ACCOUNTANT III  
 Date: JANUARY 7, 2025

Recommending Approval:

  
 JOCELYNNE L. CUNANAN  
 CAO  
 Date:

Approved By:


  
 MARIA LOUISE L. ZAMORA, CESO IV  
 REGIONAL DIRECTOR  
 Date:

**QUARTERLY REPORT OF REVENUE AND OTHER RECEIPTS**  
As at the Quarter Ending December 31, 2024

Department : Department of the Interior and Local Government (DILG)  
 Agency/Entity : Office of the Secretary  
 Operating Unit : Regional Office - XIII  
 Organization Code (UACS) : 14 001 0300016  
 Fund Cluster : 01 - Regular Agency Fund

Classification/Sources of Revenue and Other Receipts	UACS CODE	REVENUE TARGET (Annual) per BESF	Actual Revenue and Other Receipts Collections					Cumulative Remittance/Deposits to Date			Variance		Remarks
			1st Quarter Ending March 31	2nd Quarter Ending June 30	3rd Quarter Ending September 30	4th Quarter Ending December 31	Total	Remittance to BTr	Deposited with AGDB	Total	Amount	%	
1	2	3	4	5	6	7	8=(4+5+6+7)	9	10	11=(9+10)	12=(8-3)	13=(12/3)	14


Certified Correct:

  
ROCHE LYNNE L. CUNANAN, CPA  
 Date: JANUARY 7, 2025

Recommending Approval:

  
JOCELYN C. NOMIA  
 Date:

Approved By:


  
MARIA LOISELLA B. LUCINO, CESO IV  
 Date:

**QUARTERLY REPORT OF REVENUE AND OTHER RECEIPTS**  
As at the Quarter Ending December 31, 2024

Department : Department of the Interior and Local Government (DILG)  
 Agency/Entity : Office of the Secretary  
 Operating Unit : Regional Office - XIII  
 Organization Code (UACS) : 14 001 0300016  
 Fund Cluster : 07 - Trust Receipts


Classification/Sources of Revenue and Other Receipts	UACS CODE	REVENUE TARGET (Annual) per BESF	Actual Revenue and Other Receipts Collections					Cumulative Remittance/Deposits to Date			Variance		Remarks
			1st Quarter Ending March 31	2nd Quarter Ending June 30	3rd Quarter Ending September 30	4th Quarter Ending December 31	Total	Remittance to BTr	Deposited with AGDB	Total	Amount	%	
1	2	3	4	5	6	7	8=(4+5+6+7)	9	10	11=(9+10)	12=(8-3)	13=(12/3)	14
<b>Trust Receipts</b>		0.00	280,000.00	1,300,000.00	180,000.00	1,049,300.00	2,809,300.00	2,755,000.00	54,300.00	2,809,300.00	2,809,300.00	0 %	
Inter-Agency Transferred Funds (IATF) Deposited with the National Treasury		0.00	280,000.00	1,295,000.00	180,000.00	1,000,000.00	2,755,000.00	2,755,000.00	0.00	2,755,000.00	2,755,000.00	0 %	
Fund Transfers to DILG Region 13 from LGA-MDS Trust		0.00	280,000.00	1,295,000.00	0.00	0.00	1,575,000.00	1,575,000.00	0.00	1,575,000.00	1,575,000.00	0 %	
Fund Transfers to DILG Region 13 from LGA-MDS Trust -LGRRRC and Operation Listo		0.00	0.00	0.00	180,000.00	0.00	180,000.00	180,000.00	0.00	180,000.00	180,000.00	0 %	
Fund Transfer to DILG Region 13 from LGA-MDS Trust-DRRM CCAM BDP BDRRMP		0.00	0.00	0.00	0.00	1,000,000.00	1,000,000.00	1,000,000.00	0.00	1,000,000.00	1,000,000.00	0 %	
Trust Receipts Deposited with Authorized Government Depository Banks (AGDB)		0.00	0.00	5,000.00	0.00	49,300.00	54,300.00	0.00	54,300.00	54,300.00	54,300.00	0 %	
Bid Documents		0.00	0.00	5,000.00	0.00	49,300.00	54,300.00	0.00	54,300.00	54,300.00	54,300.00	0 %	
<b>GRAND TOTAL</b>		0.00	280,000.00	1,300,000.00	180,000.00	1,049,300.00	2,809,300.00	2,755,000.00	54,300.00	2,809,300.00	2,809,300.00	0 %	

Certified Correct:

  
ROCHE LYNNE L. CUNANAN, CPA  
 ACCOUNTANT III

Date: JANUARY 7, 2025

Recommending Approval:

  
JOCELYN C. JAYOMA  
 CAO

Date:

Approved By:

  
MARIA LOISELLA E. LUCINO, CESO IV  
 REGIONAL DIRECTOR

Date: