


STATEMENT OF OBLIGATIONS, DISBURSEMENTS, LIQUIDATIONS AND BALANCES for INTER-AGENCY FUND TRANSFERS
(for Source Agency use only)
As at the Quarter Ending June 30, 2024

Department : Department of the Interior and Local Government (DILG)
 Agency/Entity : Office of the Secretary
 Operating Unit : Regional Office - XIII
 Organization Code (UACS) : 14 001 0300016
 Fund Cluster : 01 - Regular Agency Fund
 (e.g. UACS Fund Cluster: 01-Regular Agency Fund, 02-Foreign Assisted Projects Fund, 03-Special Account-Locally Funded/Domestic Grants Fund, and 04-Special Account-Foreign Assisted/Foreign Grants Fund)


X	Current Year Appropriations
	Supplemental Appropriations
	Continuing Appropriations

Implementing Agencies and Projects	Obligations						Disbursements (Funds Transferred To)					Liquidations					Unpaid Obligations	Unliquidated Fund Transfers	
	Obligation Request and Status		1st Quarter Ending March 31	2nd Quarter Ending June 30	3rd Quarter Ending September 30	4th Quarter Ending December 31	Total	1st Quarter Ending March 31	2nd Quarter Ending June 30	3rd Quarter Ending September 30	4th Quarter Ending December 31	Total	1st Quarter Ending March 31	2nd Quarter Ending June 30	3rd Quarter Ending September 30	4th Quarter Ending December 31			Total
	Number	Date																	
1	2	3	4	5	6	7	8=(4+5+6+7)	9	10	11	12	13=(9+10+11+12)	14	15	16	17	18=(14+15+16+17)	19=(8-13)	20=(13-18)


Certified Correct:


ROCHE LYNNE L. CUNANAN, CPA
 ACCOUNTANT III
 Date: JULY 10, 2024

Recommending Approval:


JOCELYN JAYOMA
 CAO
 Date:

Approved By:


MARIA LOISELLA E. LUCINO, CESO IV
 REGIONAL DIRECTOR
 Date:

MONTHLY REPORT OF DISBURSEMENTS

For the month of April 2024


Department : Department of the Interior and Local Government (DILG)
 Agency/Entity : Office of the Secretary
 Operating Unit : Regional Office - XIII
 Organization Code (UACS) : 14 001 0300016
 Fund Cluster : 01 - Regular Agency Fund


Particulars	Current Year Budget					Prior Year's Budget											Trust Liabilities				Grand Total					Remarks		
	PS	MOOE	FinEx	CO	TOTAL	Prior Year's Accounts Payable					Current Year's Accounts Payable						SUB-TOTAL	PS	MOOE	CO	TOTAL	PS	MOOE	FinEx	CO		TOTAL	
						PS	MOOE	FinEx	CO	Sub-Total	PS	MOOE	FinEx	CO	Sub-Total	PS												MOOE
1	2	3	4	5	6=(2+3+4+5)	7	8	9	10	11=(7+8+9+10)	12	13	14	15	16=(12+13+14+15)	17=(11+16)	18=(6+17)	19	20	21	22=(19+20+21)	23	24	25	26	27=(23+24+25+26)	28	
CASH DISBURSEMENTS	12,196,543.69	12,456,135.62	0.00	0.00	24,652,679.31	0.00	0.00	0.00	0.00	0.00	0.00	0.00	0.00	0.00	0.00	0.00	24,652,679.31	0.00	0.00	0.00	0.00	12,196,543.69	12,456,135.62	0.00	0.00	24,652,679.31		
Notice of Cash Allocation (NCA)	12,196,543.69	1,397,052.54	0.00	0.00	13,593,636.23	0.00	0.00	0.00	0.00	0.00	0.00	0.00	0.00	0.00	0.00	0.00	13,593,636.23	0.00	0.00	0.00	0.00	12,196,543.69	1,397,052.54	0.00	0.00	13,593,636.23		
MOS Checks Issued	923.70	73,375.77	0.00	0.00	74,299.47	0.00	0.00	0.00	0.00	0.00	0.00	0.00	0.00	0.00	0.00	0.00	74,299.47	0.00	0.00	0.00	0.00	923.70	73,375.77	0.00	0.00	74,299.47		
Advice to Debit Account	12,195,619.99	1,323,716.77	0.00	0.00	13,519,336.76	0.00	0.00	0.00	0.00	0.00	0.00	0.00	0.00	0.00	0.00	0.00	13,519,336.76	0.00	0.00	0.00	0.00	12,195,619.99	1,323,716.77	0.00	0.00	13,519,336.76		
Notice of Transfer Allocations (NTA)	0.00	11,059,043.08	0.00	0.00	11,059,043.08	0.00	0.00	0.00	0.00	0.00	0.00	0.00	0.00	0.00	0.00	0.00	11,059,043.08	0.00	0.00	0.00	0.00	0.00	11,059,043.08	0.00	0.00	11,059,043.08		
MOS Checks Issued	0.00	371,437.50	0.00	0.00	371,437.50	0.00	0.00	0.00	0.00	0.00	0.00	0.00	0.00	0.00	0.00	0.00	371,437.50	0.00	0.00	0.00	0.00	0.00	371,437.50	0.00	0.00	371,437.50		
Advice to Debit Account	0.00	10,687,605.58	0.00	0.00	10,687,605.58	0.00	0.00	0.00	0.00	0.00	0.00	0.00	0.00	0.00	0.00	0.00	10,687,605.58	0.00	0.00	0.00	0.00	0.00	10,687,605.58	0.00	0.00	10,687,605.58		
Working Fund for FAPs	0.00	0.00	0.00	0.00	0.00	0.00	0.00	0.00	0.00	0.00	0.00	0.00	0.00	0.00	0.00	0.00	0.00	0.00	0.00	0.00	0.00	0.00	0.00	0.00	0.00	0.00	0.00	
Cash Disbursement Casing (CDC)	0.00	0.00	0.00	0.00	0.00	0.00	0.00	0.00	0.00	0.00	0.00	0.00	0.00	0.00	0.00	0.00	0.00	0.00	0.00	0.00	0.00	0.00	0.00	0.00	0.00	0.00	0.00	
TOTAL CASH DISBURSEMENTS	12,196,543.69	12,456,135.62	0.00	0.00	24,652,679.31	0.00	0.00	0.00	0.00	0.00	0.00	0.00	0.00	0.00	0.00	0.00	24,652,679.31	0.00	0.00	0.00	0.00	12,196,543.69	12,456,135.62	0.00	0.00	24,652,679.31		
NON-CASH DISBURSEMENTS	1,120,406.02	104,081.98	0.00	0.00	1,224,488.00	0.00	0.00	0.00	0.00	0.00	0.00	0.00	0.00	0.00	0.00	0.00	1,224,488.00	0.00	0.00	0.00	0.00	1,120,406.02	104,081.98	0.00	0.00	1,224,488.00		
Tax Remittance Advices Issued (TRA)	1,120,406.02	104,081.98	0.00	0.00	1,224,488.00	0.00	0.00	0.00	0.00	0.00	0.00	0.00	0.00	0.00	0.00	0.00	1,224,488.00	0.00	0.00	0.00	0.00	1,120,406.02	104,081.98	0.00	0.00	1,224,488.00		
Non-Cash Availment Authority (NCAA)	0.00	0.00	0.00	0.00	0.00	0.00	0.00	0.00	0.00	0.00	0.00	0.00	0.00	0.00	0.00	0.00	0.00	0.00	0.00	0.00	0.00	0.00	0.00	0.00	0.00	0.00	0.00	
Disbursements effected through outright deductions from claims (please specify...)	0.00	0.00	0.00	0.00	0.00	0.00	0.00	0.00	0.00	0.00	0.00	0.00	0.00	0.00	0.00	0.00	0.00	0.00	0.00	0.00	0.00	0.00	0.00	0.00	0.00	0.00	0.00	
Overpayment of expenses(e.g. personnel benefits)	0.00	0.00	0.00	0.00	0.00	0.00	0.00	0.00	0.00	0.00	0.00	0.00	0.00	0.00	0.00	0.00	0.00	0.00	0.00	0.00	0.00	0.00	0.00	0.00	0.00	0.00	0.00	
Restitution for loss of government property	0.00	0.00	0.00	0.00	0.00	0.00	0.00	0.00	0.00	0.00	0.00	0.00	0.00	0.00	0.00	0.00	0.00	0.00	0.00	0.00	0.00	0.00	0.00	0.00	0.00	0.00	0.00	
Liquidated damages and similar claims	0.00	0.00	0.00	0.00	0.00	0.00	0.00	0.00	0.00	0.00	0.00	0.00	0.00	0.00	0.00	0.00	0.00	0.00	0.00	0.00	0.00	0.00	0.00	0.00	0.00	0.00	0.00	
Others(TEF, BTR, Documentary Stamp Tax, etc.)	0.00	0.00	0.00	0.00	0.00	0.00	0.00	0.00	0.00	0.00	0.00	0.00	0.00	0.00	0.00	0.00	0.00	0.00	0.00	0.00	0.00	0.00	0.00	0.00	0.00	0.00	0.00	
TOTAL NON-CASH DISBURSEMENTS	1,120,406.02	104,081.98	0.00	0.00	1,224,488.00	0.00	0.00	0.00	0.00	0.00	0.00	0.00	0.00	0.00	0.00	0.00	1,224,488.00	0.00	0.00	0.00	0.00	1,120,406.02	104,081.98	0.00	0.00	1,224,488.00		
GRAND TOTAL	13,316,949.71	12,560,217.60	0.00	0.00	25,877,167.31	0.00	0.00	0.00	0.00	0.00	0.00	0.00	0.00	0.00	0.00	0.00	25,877,167.31	0.00	0.00	0.00	0.00	13,316,949.71	12,560,217.60	0.00	0.00	25,877,167.31		


SUMMARY

Particulars	Previous Report	This Month	As at Date
(1)	(2)	(3)	(4)
Total Disbursement Authorities Received	68,295,628.70	31,817,024.21	100,112,652.91
NCA	50,703,387.00	14,252,000.00	64,955,387.00
NTA	13,711,730.50	16,340,536.21	30,052,266.71
Working Fund	0.00	0.00	0.00
TRA	3,880,511.20	1,224,488.00	5,104,999.20
CDC	0.00	0.00	0.00
NCAA	0.00	0.00	0.00
Less: Notice of Transfer of Allocations (NTA)* Issued	0.00	0.00	0.00
Total Disbursement Authorities Available	68,295,628.70	31,817,024.21	100,112,652.91
Less:	0.00	0.00	0.00
Lapsed NCA	0.00	0.00	0.00
Disbursements	68,295,628.70	25,877,167.31	94,172,796.01
Less: Other Non-Cash Disbursements	0.00	0.00	0.00
Disbursements effected through outright deductions from claims	0.00	0.00	0.00
Overpayment of expenses(e.g. personnel benefits)	0.00	0.00	0.00
Restitution for loss of government property	0.00	0.00	0.00
Liquidated damages and similar claims	0.00	0.00	0.00
Others (e.g. TEF, BTR, Docs Stamp, etc.)	0.00	0.00	0.00
Add/Less: Adjustments (e.g. cancelled/staled checks)	0.00	0.00	0.00
Balance of Disbursement Authorities as at date	0.00	5,939,856.90	5,939,856.90
Total Disbursements Program	68,295,628.70	25,877,167.31	94,172,796.01
Less: *Actual Disbursements	68,295,628.70	25,877,167.31	94,172,796.01
(Over)/Under spending	0.00	0.00	0.00

Notes: * The use of NTA is discouraged
 Notes: ** Amounts should tally with the grand total disbursement (column 27).

Certified Correct:

 ROCHE LYNNE L. CUNANAN, CPA
 ACCOUNTANT III
 Date: MAY 6, 2024

Recommending Approval:

 JOCELYN M. AYOMA
 CAO
 Date: MAY 6, 2024

Approved By:

 MARIA LORELLE LUCINO, CESO IV
 REGIONAL DIRECTOR
 Date: MAY 6, 2024

MONTHLY REPORT OF DISBURSEMENTS
For the month of April 2024

Department : Department of the Interior and Local Government (DILG)
 Agency/Entity : Office of the Secretary
 Operating Unit : Regional Office - XIII
 Organization Code (UACS) : 14 001 0300016
 Fund Cluster : 07 - Trust Receipts


Particulars	Current Year Budget					Prior Year's Budget										SUB-TOTAL	Trust Liabilities				Grand Total					Remarks			
	PS	MOOE	FinEx	CO	TOTAL	Prior Year's Accounts Payable					Current Year's Accounts Payable						PS	MOOE	CO	TOTAL	PS	MOOE	FinEx	CO	TOTAL				
						PS	MOOE	FinEx	CO	Sub-Total	PS	MOOE	FinEx	CO	Sub-Total												TOTAL		
1	2	3	4	5	6=(2+3+4+5)	7	8	9	10	11=(7+8+9+10)	12	13	14	15	16=(12+13+14+15)	17=(11+16)	18=(17+18)	19	20	21	22=(19+20+21)	23	24	25	26	27=(23+24+25+26)	28		
CASH DISBURSEMENTS	0.00	0.00	0.00	0.00	0.00	0.00	0.00	0.00	0.00	0.00	0.00	0.00	0.00	0.00	0.00	0.00	0.00	0.00	0.00	0.00	0.00	0.00	0.00	0.00	0.00	0.00	0.00	0.00	0.00
Notice of Cash Allocation (NCA)	0.00	0.00	0.00	0.00	0.00	0.00	0.00	0.00	0.00	0.00	0.00	0.00	0.00	0.00	0.00	0.00	0.00	0.00	0.00	0.00	0.00	0.00	0.00	0.00	0.00	0.00	0.00	0.00	0.00
NDS Checks Issued	0.00	0.00	0.00	0.00	0.00	0.00	0.00	0.00	0.00	0.00	0.00	0.00	0.00	0.00	0.00	0.00	0.00	0.00	0.00	0.00	0.00	0.00	0.00	0.00	0.00	0.00	0.00	0.00	0.00
Advice to Debit Account	0.00	0.00	0.00	0.00	0.00	0.00	0.00	0.00	0.00	0.00	0.00	0.00	0.00	0.00	0.00	0.00	0.00	0.00	0.00	0.00	0.00	0.00	0.00	0.00	0.00	0.00	0.00	0.00	0.00
Notice of Transfer Allocations (NTA)	0.00	0.00	0.00	0.00	0.00	0.00	0.00	0.00	0.00	0.00	0.00	0.00	0.00	0.00	0.00	0.00	0.00	0.00	0.00	0.00	0.00	0.00	0.00	0.00	0.00	0.00	0.00	0.00	0.00
NDS Checks Issued	0.00	0.00	0.00	0.00	0.00	0.00	0.00	0.00	0.00	0.00	0.00	0.00	0.00	0.00	0.00	0.00	0.00	0.00	0.00	0.00	0.00	0.00	0.00	0.00	0.00	0.00	0.00	0.00	0.00
Advice to Debit Account	0.00	0.00	0.00	0.00	0.00	0.00	0.00	0.00	0.00	0.00	0.00	0.00	0.00	0.00	0.00	0.00	0.00	0.00	0.00	0.00	0.00	0.00	0.00	0.00	0.00	0.00	0.00	0.00	0.00
Working Fund for FA's	0.00	0.00	0.00	0.00	0.00	0.00	0.00	0.00	0.00	0.00	0.00	0.00	0.00	0.00	0.00	0.00	0.00	0.00	0.00	0.00	0.00	0.00	0.00	0.00	0.00	0.00	0.00	0.00	0.00
Cash Disbursement (Billing) (CDC)	0.00	0.00	0.00	0.00	0.00	0.00	0.00	0.00	0.00	0.00	0.00	0.00	0.00	0.00	0.00	0.00	0.00	0.00	0.00	0.00	0.00	0.00	0.00	0.00	0.00	0.00	0.00	0.00	0.00
TOTAL CASH DISBURSEMENTS	0.00	0.00	0.00	0.00	0.00	0.00	0.00	0.00	0.00	0.00	0.00	0.00	0.00	0.00	0.00	0.00	0.00	0.00	0.00	0.00	0.00	0.00	0.00	0.00	0.00	0.00	0.00	0.00	0.00
NON-CASH DISBURSEMENTS	0.00	0.00	0.00	0.00	0.00	0.00	0.00	0.00	0.00	0.00	0.00	0.00	0.00	0.00	0.00	0.00	0.00	0.00	0.00	0.00	0.00	0.00	0.00	0.00	0.00	0.00	0.00	0.00	0.00
Tax Remittance Advices Issued (TRA)	0.00	0.00	0.00	0.00	0.00	0.00	0.00	0.00	0.00	0.00	0.00	0.00	0.00	0.00	0.00	0.00	0.00	0.00	0.00	0.00	0.00	0.00	0.00	0.00	0.00	0.00	0.00	0.00	0.00
Non-Cash Availment Authority (NCAA)	0.00	0.00	0.00	0.00	0.00	0.00	0.00	0.00	0.00	0.00	0.00	0.00	0.00	0.00	0.00	0.00	0.00	0.00	0.00	0.00	0.00	0.00	0.00	0.00	0.00	0.00	0.00	0.00	0.00
Disbursements effected through outright deductions from claims (please specify...)	0.00	0.00	0.00	0.00	0.00	0.00	0.00	0.00	0.00	0.00	0.00	0.00	0.00	0.00	0.00	0.00	0.00	0.00	0.00	0.00	0.00	0.00	0.00	0.00	0.00	0.00	0.00	0.00	0.00
Overpayment of expenses (e.g. personal benefits)	0.00	0.00	0.00	0.00	0.00	0.00	0.00	0.00	0.00	0.00	0.00	0.00	0.00	0.00	0.00	0.00	0.00	0.00	0.00	0.00	0.00	0.00	0.00	0.00	0.00	0.00	0.00	0.00	0.00
Restitution for loss of government property	0.00	0.00	0.00	0.00	0.00	0.00	0.00	0.00	0.00	0.00	0.00	0.00	0.00	0.00	0.00	0.00	0.00	0.00	0.00	0.00	0.00	0.00	0.00	0.00	0.00	0.00	0.00	0.00	0.00
Liquidated damages and similar claims	0.00	0.00	0.00	0.00	0.00	0.00	0.00	0.00	0.00	0.00	0.00	0.00	0.00	0.00	0.00	0.00	0.00	0.00	0.00	0.00	0.00	0.00	0.00	0.00	0.00	0.00	0.00	0.00	0.00
Others (e.g. TEF, BT, Documentary Stamp Tax, etc.)	0.00	0.00	0.00	0.00	0.00	0.00	0.00	0.00	0.00	0.00	0.00	0.00	0.00	0.00	0.00	0.00	0.00	0.00	0.00	0.00	0.00	0.00	0.00	0.00	0.00	0.00	0.00	0.00	0.00
TOTAL NON-CASH DISBURSEMENTS	0.00	0.00	0.00	0.00	0.00	0.00	0.00	0.00	0.00	0.00	0.00	0.00	0.00	0.00	0.00	0.00	0.00	0.00	0.00	0.00	0.00	0.00	0.00	0.00	0.00	0.00	0.00	0.00	0.00
GRAND TOTAL	0.00	0.00	0.00	0.00	0.00	0.00	0.00	0.00	0.00	0.00	0.00	0.00	0.00	0.00	0.00	0.00	0.00	0.00	0.00	0.00	0.00	0.00	0.00	0.00	0.00	0.00	0.00	0.00	0.00

SUMMARY

Particulars	Previous Report	This Month	As at Date
(1)	(2)	(3)	(4)
Total Disbursement Authorities Received	283,107.15	0.00	283,107.15
NCA	280,000.00	0.00	280,000.00
NTA	0.00	0.00	0.00
Working Fund	0.00	0.00	0.00
TRA	3,107.15	0.00	3,107.15
CDC	0.00	0.00	0.00
NCAJA	0.00	0.00	0.00
Less: Notice of Transfer of Allocations (NTA)* Issued	0.00	0.00	0.00
Total Disbursement Authorities Available	283,107.15	0.00	283,107.15
Less:	0.00	0.00	0.00
Lapsed NCA	0.00	0.00	0.00
Disbursements	283,107.15	0.00	283,107.15
Less: Other Non-Cash Disbursements	0.00	0.00	0.00
Disbursements effected through outright deductions from claims	0.00	0.00	0.00
Overpayment of expenses (e.g. personal benefits)	0.00	0.00	0.00
Restitution for loss of government property	0.00	0.00	0.00
Liquidated damages and similar claims	0.00	0.00	0.00
Others (e.g. TEF, BT, Docs Stamp, etc.)	0.00	0.00	0.00
Add/Less: Adjustments (e.g. cancelled/staled checks)	0.00	0.00	0.00
Balance of Disbursement Authorities as at date	0.00	0.00	0.00
Total Disbursements Program	0.00	0.00	0.00
Less: *Actual Disbursements	283,107.15	0.00	283,107.15
(Over)/Under spending	(283,107.15)	0.00	(283,107.15)

Note: * The use of NTA is discouraged
 Note: ** Amounts should tally with the grand total disbursement (column 27).


Certified Correct:


ROCHE LYNNE L. CUNANAN, CPA
 ACCOUNTANT III
 Date: May 6, 2024

Recommending Approval:


JOCELYN E. NOMIA
 CAO
 Date:

Approved By:


MARIA LOISELLA E. LUCINO, CESO IV
 REGIONAL DIRECTOR
 Date:

MONTHLY REPORT OF DISBURSEMENTS
For the month of May 2024

Department : Department of the Interior and Local Government (DILG)
 Agency/Entity : Office of the Secretary
 Operating Unit : Regional Office - XIII
 Organization Code (UACS) : 14 001 0300016
 Fund Cluster : 07 - Trust Receipts


Particulars	Current Year Budget					Prior Year's Budget											SUB-TOTAL	Trust Liabilities				Grand Total					Remarks			
	PS	MOOE	FinEx	CO	TOTAL	Prior Year's Accounts Payable					Current Year's Accounts Payable					TOTAL		PS	MOOE	CO	TOTAL	PS	MOOE	FinEx	CO	TOTAL				
						PS	MOOE	FinEx	CO	Sub-Total	PS	MOOE	FinEx	CO	Sub-Total															
1	2	3	4	5	6=(2+3+4+5)	7	8	9	10	11=(7+8+9+10)	12	13	14	15	16=(12+13+14+15)	17=(11+16)	18=(6+17)	19	20	21	22=(19+20+21)	23	24	25	26	27=(23+24+25+26)	28			
CASH DISBURSEMENTS	0.00	0.00	0.00	0.00	0.00	0.00	0.00	0.00	0.00	0.00	0.00	0.00	0.00	0.00	0.00	0.00	0.00	0.00	0.00	0.00	0.00	0.00	0.00	0.00	0.00	0.00	0.00	0.00	0.00	0.00
Notice of Cash Allocation (NCA)	0.00	0.00	0.00	0.00	0.00	0.00	0.00	0.00	0.00	0.00	0.00	0.00	0.00	0.00	0.00	0.00	0.00	0.00	0.00	0.00	0.00	0.00	0.00	0.00	0.00	0.00	0.00	0.00	0.00	0.00
MDS Checks Issued	0.00	0.00	0.00	0.00	0.00	0.00	0.00	0.00	0.00	0.00	0.00	0.00	0.00	0.00	0.00	0.00	0.00	0.00	0.00	0.00	0.00	0.00	0.00	0.00	0.00	0.00	0.00	0.00	0.00	0.00
Advice to Debit Account	0.00	0.00	0.00	0.00	0.00	0.00	0.00	0.00	0.00	0.00	0.00	0.00	0.00	0.00	0.00	0.00	0.00	0.00	0.00	0.00	0.00	0.00	0.00	0.00	0.00	0.00	0.00	0.00	0.00	0.00
Notice of Transfer Allocations (NTA)	0.00	0.00	0.00	0.00	0.00	0.00	0.00	0.00	0.00	0.00	0.00	0.00	0.00	0.00	0.00	0.00	0.00	0.00	0.00	0.00	0.00	0.00	0.00	0.00	0.00	0.00	0.00	0.00	0.00	0.00
MDS Checks Issued	0.00	0.00	0.00	0.00	0.00	0.00	0.00	0.00	0.00	0.00	0.00	0.00	0.00	0.00	0.00	0.00	0.00	0.00	0.00	0.00	0.00	0.00	0.00	0.00	0.00	0.00	0.00	0.00	0.00	0.00
Advice to Debit Account	0.00	0.00	0.00	0.00	0.00	0.00	0.00	0.00	0.00	0.00	0.00	0.00	0.00	0.00	0.00	0.00	0.00	0.00	0.00	0.00	0.00	0.00	0.00	0.00	0.00	0.00	0.00	0.00	0.00	0.00
Working Fund for FAPs	0.00	0.00	0.00	0.00	0.00	0.00	0.00	0.00	0.00	0.00	0.00	0.00	0.00	0.00	0.00	0.00	0.00	0.00	0.00	0.00	0.00	0.00	0.00	0.00	0.00	0.00	0.00	0.00	0.00	0.00
Cash Disbursement Ceiling (CDC)	0.00	0.00	0.00	0.00	0.00	0.00	0.00	0.00	0.00	0.00	0.00	0.00	0.00	0.00	0.00	0.00	0.00	0.00	0.00	0.00	0.00	0.00	0.00	0.00	0.00	0.00	0.00	0.00	0.00	0.00
TOTAL CASH DISBURSEMENTS	0.00	0.00	0.00	0.00	0.00	0.00	0.00	0.00	0.00	0.00	0.00	0.00	0.00	0.00	0.00	0.00	0.00	0.00	0.00	0.00	0.00	0.00	0.00	0.00	0.00	0.00	0.00	0.00	0.00	0.00
NON-CASH DISBURSEMENTS	0.00	0.00	0.00	0.00	0.00	0.00	0.00	0.00	0.00	0.00	0.00	0.00	0.00	0.00	0.00	0.00	0.00	0.00	0.00	0.00	0.00	0.00	0.00	0.00	0.00	0.00	0.00	0.00	0.00	0.00
Tax Remittance Advices Issued (TRA)	0.00	0.00	0.00	0.00	0.00	0.00	0.00	0.00	0.00	0.00	0.00	0.00	0.00	0.00	0.00	0.00	0.00	0.00	0.00	0.00	0.00	0.00	0.00	0.00	0.00	0.00	0.00	0.00	0.00	0.00
Non-Cash Availment Authority (NCAA)	0.00	0.00	0.00	0.00	0.00	0.00	0.00	0.00	0.00	0.00	0.00	0.00	0.00	0.00	0.00	0.00	0.00	0.00	0.00	0.00	0.00	0.00	0.00	0.00	0.00	0.00	0.00	0.00	0.00	0.00
Disbursements effected through outright deductions from claims (please specify...)	0.00	0.00	0.00	0.00	0.00	0.00	0.00	0.00	0.00	0.00	0.00	0.00	0.00	0.00	0.00	0.00	0.00	0.00	0.00	0.00	0.00	0.00	0.00	0.00	0.00	0.00	0.00	0.00	0.00	0.00
Overpayment of expenses (e.g. personal benefits)	0.00	0.00	0.00	0.00	0.00	0.00	0.00	0.00	0.00	0.00	0.00	0.00	0.00	0.00	0.00	0.00	0.00	0.00	0.00	0.00	0.00	0.00	0.00	0.00	0.00	0.00	0.00	0.00	0.00	0.00
Restitution for loss of government property	0.00	0.00	0.00	0.00	0.00	0.00	0.00	0.00	0.00	0.00	0.00	0.00	0.00	0.00	0.00	0.00	0.00	0.00	0.00	0.00	0.00	0.00	0.00	0.00	0.00	0.00	0.00	0.00	0.00	0.00
Liquidated damages and similar claims	0.00	0.00	0.00	0.00	0.00	0.00	0.00	0.00	0.00	0.00	0.00	0.00	0.00	0.00	0.00	0.00	0.00	0.00	0.00	0.00	0.00	0.00	0.00	0.00	0.00	0.00	0.00	0.00	0.00	0.00
Others (TEF, ETR, Documentary Stamp Tax, etc.)	0.00	0.00	0.00	0.00	0.00	0.00	0.00	0.00	0.00	0.00	0.00	0.00	0.00	0.00	0.00	0.00	0.00	0.00	0.00	0.00	0.00	0.00	0.00	0.00	0.00	0.00	0.00	0.00	0.00	0.00
TOTAL NON-CASH DISBURSEMENTS	0.00	0.00	0.00	0.00	0.00	0.00	0.00	0.00	0.00	0.00	0.00	0.00	0.00	0.00	0.00	0.00	0.00	0.00	0.00	0.00	0.00	0.00	0.00	0.00	0.00	0.00	0.00	0.00	0.00	0.00
GRAND TOTAL	0.00	0.00	0.00	0.00	0.00	0.00	0.00	0.00	0.00	0.00	0.00	0.00	0.00	0.00	0.00	0.00	0.00	0.00	0.00	0.00	0.00	0.00	0.00	0.00	0.00	0.00	0.00	0.00	0.00	0.00

SUMMARY


Particulars	Previous Report	This Month	As at Date
(1)	(2)	(3)	(4)
Total Disbursement Authorities Received	283,107.15	1,235,000.00	1,578,107.15
NCA	280,000.00	1,235,000.00	1,575,000.00
NTA	0.00	0.00	0.00
Working Fund	0.00	0.00	0.00
TRA	3,107.15	0.00	3,107.15
CDC	0.00	0.00	0.00
NCAA	0.00	0.00	0.00
Less: Notice of Transfer of Allocations (NTA)* issued	0.00	0.00	0.00
Total Disbursement Authorities Available	283,107.15	1,235,000.00	1,578,107.15
Less:	0.00	0.00	0.00
Lapsed NCA	0.00	0.00	0.00
Disbursements	283,107.15	0.00	283,107.15
Less: Other Non-Cash Disbursements	0.00	0.00	0.00
Disbursements effected through outright deductions from claims	0.00	0.00	0.00
Overpayment of expenses (e.g. personal benefits)	0.00	0.00	0.00
Restitution for loss of government property	0.00	0.00	0.00
Liquidated damages and similar claims	0.00	0.00	0.00
Others (e.g. TEF, ETR, Docs Stamp, etc.)	0.00	0.00	0.00
Add/Less: Adjustments (e.g. cancelled/staled checks)	0.00	0.00	0.00
Balance of Disbursement Authorities as at date	0.00	1,235,000.00	1,295,000.00
Total Disbursements Program	0.00	0.00	0.00
Less: *Actual Disbursements	283,107.15	0.00	283,107.15
(Over)/Under spending	(283,107.15)	0.00	(283,107.15)

Notes: * The use of NTA is discouraged
 Notes: ** Amounts should tally with the grand total disbursement (column 27).


Certified Correct:


 ROCHELLE LYNNE L. CUNANAN, CPA
 ACCOUNTANT III
 Date: JUNE 6, 2024

Recommending Approval:


 JOCELYN G. JARAMA
 CAC
 Date: JUNE 6, 2024

Approved By:


 MARIA LOISELLA E. LUCINO, CESO IV
 REGIONAL DIRECTOR
 Date: JUNE 6, 2024

MONTHLY REPORT OF DISBURSEMENTS
For the month of June 2024

Department : Department of the Interior and Local Government (DILG)
Agency/Entity : Office of the Secretary
Operating Unit : Regional Office - XIII
Organization Code (UAES) : 14 001 0300016
Fund Cluster : 07 - Trust Receipts
[e.g. UAES Fund Cluster: 01-Regular Agency Fund, 02-Foreign Assisted Projects Fund, 03-Special Account-Locally Funded/Domestic Grants Fund, etc.]

Table with columns: Particulars, Current Year Budget (PS, MOOE, FinEx, CO, TOTAL), Prior Year's Budget (PS, MOOE, FinEx, CO, Sub-Total, TOTAL), Current Year's Accounts Payable (PS, MOOE, FinEx, CO, Sub-Total, TOTAL), SUB-TOTAL, Trust Liabilities (PS, MOOE, CO, TOTAL), Grand Total (PS, MOOE, FinEx, CO, TOTAL), Remarks.

SUMMARY

Summary table with columns: Particulars, Previous Report, This Month, As at Date.

Notes: * The use of NTA is discouraged
Notes: ** Amounts should tally with the grand total disbursement (column 27).

Certified Correct

[Signature]
ROCHE LYNNEL CUNANAN, CPA
ACCOUNTANT III
Date: JULY 5, 2024

Recommending Approval:

[Signature]
JOCELYN Q. AYOMA
CAO
Date:

Approved By

[Signature]
MARIA CRISSELLA E. LUCINO, CESO IV
REGIONAL DIRECTOR
Date:

MONTHLY REPORT OF DISBURSEMENTS
For the month of June 2024


Department : Department of the Interior and Local Government (DILG)
 Agency/Entity : Office of the Secretary
 Operating Unit : Regional Office - XIII
 Organization Code (UACS) : 14 001 0300018
 Fund Cluster : 01 - Regular Agency Fund
 (e.g. UACS Fund Cluster: 01-Regular Agency Fund, 02-Foreign Assisted Projects Fund, 03-Special Account-Locally Funded/Domestic Grants Fund, etc.)

Particulars	Current Year Budget					Prior Year's Budget										Trust Liabilities				Grand Total					Remarks				
	PS	MOOE	FinEx	CO	TOTAL	Prior Year's Accounts Payable					Current Year's Accounts Payable					SUB-TOTAL	PS	MOOE	CO	TOTAL	PS	MOOE	FinEx	CO		TOTAL			
						PS	MOOE	FinEx	CO	Sub-Total	PS	MOOE	FinEx	CO	Sub-Total														
CASH DISBURSEMENTS	12,468,172.15	9,789,134.82	0.00	0.00	22,257,306.97	0.00	0.00	0.00	0.00	0.00	0.00	0.00	0.00	0.00	0.00	0.00	0.00	0.00	0.00	22,257,306.97	0.00	0.00	0.00	0.00	12,468,172.15	9,789,134.82	0.00	0.00	22,257,306.97
Notice of Cash Allocation (NCA)	12,468,172.15	1,971,000.00	0.00	0.00	14,439,172.15	0.00	0.00	0.00	0.00	0.00	0.00	0.00	0.00	0.00	0.00	0.00	0.00	0.00	0.00	14,439,172.15	0.00	0.00	0.00	0.00	12,468,172.15	1,971,000.00	0.00	0.00	14,439,172.15
MDS Checks issued	0.00	80,137.19	0.00	0.00	80,137.19	0.00	0.00	0.00	0.00	0.00	0.00	0.00	0.00	0.00	0.00	0.00	0.00	0.00	0.00	80,137.19	0.00	0.00	0.00	0.00	0.00	80,137.19	0.00	0.00	80,137.19
Advice to Debit Account	12,468,172.15	1,890,862.81	0.00	0.00	14,359,034.96	0.00	0.00	0.00	0.00	0.00	0.00	0.00	0.00	0.00	0.00	0.00	0.00	0.00	0.00	14,359,034.96	0.00	0.00	0.00	0.00	12,468,172.15	1,890,862.81	0.00	0.00	14,359,034.96
Notice of Transfer Allocations (NTA)	0.00	7,818,134.82	0.00	0.00	7,818,134.82	0.00	0.00	0.00	0.00	0.00	0.00	0.00	0.00	0.00	0.00	0.00	0.00	0.00	0.00	7,818,134.82	0.00	0.00	0.00	0.00	0.00	7,818,134.82	0.00	0.00	7,818,134.82
MDS Checks issued	0.00	0.00	0.00	0.00	0.00	0.00	0.00	0.00	0.00	0.00	0.00	0.00	0.00	0.00	0.00	0.00	0.00	0.00	0.00	0.00	0.00	0.00	0.00	0.00	0.00	0.00	0.00	0.00	0.00
Advice to Debit Account	0.00	7,818,134.82	0.00	0.00	7,818,134.82	0.00	0.00	0.00	0.00	0.00	0.00	0.00	0.00	0.00	0.00	0.00	0.00	0.00	0.00	7,818,134.82	0.00	0.00	0.00	0.00	0.00	7,818,134.82	0.00	0.00	7,818,134.82
Working Fund for FAPs	0.00	0.00	0.00	0.00	0.00	0.00	0.00	0.00	0.00	0.00	0.00	0.00	0.00	0.00	0.00	0.00	0.00	0.00	0.00	0.00	0.00	0.00	0.00	0.00	0.00	0.00	0.00	0.00	0.00
Cash Disbursement Calling (CDC)	0.00	0.00	0.00	0.00	0.00	0.00	0.00	0.00	0.00	0.00	0.00	0.00	0.00	0.00	0.00	0.00	0.00	0.00	0.00	0.00	0.00	0.00	0.00	0.00	0.00	0.00	0.00	0.00	0.00
TOTAL CASH DISBURSEMENTS	12,468,172.15	9,789,134.82	0.00	0.00	22,257,306.97	0.00	0.00	0.00	0.00	0.00	0.00	0.00	0.00	0.00	0.00	0.00	0.00	0.00	0.00	22,257,306.97	0.00	0.00	0.00	0.00	12,468,172.15	9,789,134.82	0.00	0.00	22,257,306.97
NON-CASH DISBURSEMENTS	1,252,348.50	216,011.68	0.00	0.00	1,468,360.18	0.00	0.00	0.00	0.00	0.00	0.00	0.00	0.00	0.00	0.00	0.00	0.00	0.00	0.00	1,468,360.18	0.00	0.00	0.00	0.00	1,252,348.50	216,011.68	0.00	0.00	1,468,360.18
Tax Remittance Advices issued (TRA)	1,252,348.50	216,011.68	0.00	0.00	1,468,360.18	0.00	0.00	0.00	0.00	0.00	0.00	0.00	0.00	0.00	0.00	0.00	0.00	0.00	0.00	1,468,360.18	0.00	0.00	0.00	0.00	1,252,348.50	216,011.68	0.00	0.00	1,468,360.18
Non-Cash Availment Authority (NCAA)	0.00	0.00	0.00	0.00	0.00	0.00	0.00	0.00	0.00	0.00	0.00	0.00	0.00	0.00	0.00	0.00	0.00	0.00	0.00	0.00	0.00	0.00	0.00	0.00	0.00	0.00	0.00	0.00	
Disbursements effected through outright deductions from claims (please specify...)	0.00	0.00	0.00	0.00	0.00	0.00	0.00	0.00	0.00	0.00	0.00	0.00	0.00	0.00	0.00	0.00	0.00	0.00	0.00	0.00	0.00	0.00	0.00	0.00	0.00	0.00	0.00	0.00	
Overpayment of expenses(e.g. personnel benefits)	0.00	0.00	0.00	0.00	0.00	0.00	0.00	0.00	0.00	0.00	0.00	0.00	0.00	0.00	0.00	0.00	0.00	0.00	0.00	0.00	0.00	0.00	0.00	0.00	0.00	0.00	0.00	0.00	
Restitution for loss of government property	0.00	0.00	0.00	0.00	0.00	0.00	0.00	0.00	0.00	0.00	0.00	0.00	0.00	0.00	0.00	0.00	0.00	0.00	0.00	0.00	0.00	0.00	0.00	0.00	0.00	0.00	0.00	0.00	
Liquidated damages and similar claims	0.00	0.00	0.00	0.00	0.00	0.00	0.00	0.00	0.00	0.00	0.00	0.00	0.00	0.00	0.00	0.00	0.00	0.00	0.00	0.00	0.00	0.00	0.00	0.00	0.00	0.00	0.00	0.00	
Others(TEF, BT, Docs Stamp, etc.)	0.00	0.00	0.00	0.00	0.00	0.00	0.00	0.00	0.00	0.00	0.00	0.00	0.00	0.00	0.00	0.00	0.00	0.00	0.00	0.00	0.00	0.00	0.00	0.00	0.00	0.00	0.00	0.00	
TOTAL NON-CASH DISBURSEMENTS	1,252,348.50	216,011.68	0.00	0.00	1,468,360.18	0.00	0.00	0.00	0.00	0.00	0.00	0.00	0.00	0.00	0.00	0.00	0.00	0.00	0.00	1,468,360.18	0.00	0.00	0.00	0.00	1,252,348.50	216,011.68	0.00	0.00	1,468,360.18
GRAND TOTAL	18,720,520.65	10,005,146.50	0.00	0.00	28,725,667.15	0.00	0.00	0.00	0.00	0.00	0.00	0.00	0.00	0.00	0.00	0.00	0.00	0.00	0.00	28,725,667.15	0.00	0.00	0.00	0.00	18,720,520.65	10,005,146.50	0.00	0.00	28,725,667.15

SUMMARY

Particulars	Previous Report	This Month	As at Date
(1)	(2)	(3)	(4)
Total Disbursement Authorities Received	133,038,457.73	18,727,781.18	151,766,238.91
NCA	90,678,387.00	14,251,000.00	104,929,387.00
NTA	35,899,368.71	3,008,421.00	38,908,389.71
Working Fund	0.00	0.00	0.00
TRA	6,460,102.02	1,468,360.18	7,928,462.20
CDC	0.00	0.00	0.00
NCAA	0.00	0.00	0.00
Less: Notices of Transfer of Allocations (NTA)* issued	0.00	0.00	0.00
Total Disbursement Authorities Available	133,038,457.73	18,727,781.18	151,766,238.91
Less:	0.00	0.00	0.00
Lapsed NCA	0.00	2,158,967.12	2,158,967.12
Disbursements	125,881,604.64	23,725,667.15	149,607,271.79
Less: Other Non-Cash Disbursements	0.00	0.00	0.00
Disbursements effected through outright deductions from claims	0.00	0.00	0.00
Overpayment of expenses(e.g. personnel benefits)	0.00	0.00	0.00
Restitution for loss of government property	0.00	0.00	0.00
Liquidated damages and similar claims	0.00	0.00	0.00
Others (e.g. TEF, BT, Docs Stamp, etc.)	0.00	0.00	0.00
Add/Less: Adjustments (e.g. cancelled/staled checks)	0.00	0.00	0.00
Balance of Disbursement Authorities as at date	7,156,853.09	(7,156,853.09)	0.00
Total Disbursements Program	125,881,604.64	23,725,667.15	149,607,271.79
Less: *Actual Disbursements	125,881,604.64	23,725,667.15	149,607,271.79
(Over)/Under spending	0.00	0.00	0.00

Notes: * The use of NTA is discouraged
 Notes: ** Amounts should tally with the grand total disbursement (column 27).

Certified Correct:

 ROCHE LYNNE L. CUNANAN, CPA
 ACCOUNTANT III
 Date: JULY 5, 2024

Recommending Approval:

 JOCELYN M. JAYOMA
 CAO
 Date:

Approved:


 MARIA LOISELA E. LUCINO, CESO IV
 REGIONAL DIRECTOR
 Date:

QUARTERLY REPORT OF REVENUE AND OTHER RECEIPTS
As at the Quarter Ending June 30, 2024


Department : Department of the Interior and Local Government (DILG)
 Agency/Entity : Office of the Secretary
 Operating Unit : Regional Office - XIII
 Organization Code (UACS) : 14 001 0300016
 Fund Cluster : 01 - Regular Agency Fund

Classification/Sources of Revenue and Other Receipts	UACS CODE	REVENUE TARGET (Annual) per BESF	Actual Revenue and Other Receipts Collections					Cumulative Remittance/Deposits to Date			Variance		Remarks
			1st Quarter Ending March 31	2nd Quarter Ending June 30	3rd Quarter Ending September 30	4th Quarter Ending December 31	Total	Remittance to BTr	Deposited with AGDB	Total	Amount	%	
1	2	3	4	5	6	7	8=(4+5+6+7)	9	10	11=(9+10)	12=(8-3)	13=(12/3)	14


Certified Correct:


ROCHE LYNNE L. CUNANAN, CPA
 Date: JULY 5, 2024

Recommending Approval:


JOCELYN O. JAYOMA
 Date: JULY 5, 2024

Approved By:



MARIA LOISELA E. LUCINO, CESO IV
 Date:

QUARTERLY REPORT OF REVENUE AND OTHER RECEIPTS
As at the Quarter Ending June 30, 2024


Department : Department of the Interior and Local Government (DILG)
 Agency/Entity : Office of the Secretary
 Operating Unit : Regional Office - XIII
 Organization Code : 14 001 0300016
 Fund Cluster : 07 - Trust Receipts

Classification/Sources of Revenue and Other Receipts	UACS CODE	REVENUE TARGET (Annual) per BESF	Actual Revenue and Other Receipts Collections					Cumulative Remittance/Deposits to Date			Variance		Remarks
			1st Quarter Ending March 31	2nd Quarter Ending June 30	3rd Quarter Ending September 30	4th Quarter Ending December 31	Total	Remittance to BTr	Deposited with AGDB	Total	Amount	%	
1	2	3	4	5	6	7	8=(4+5+6+7)	9	10	11=(9+10)	12=(8-3)	13=(12/3)	14
Trust Receipts		0.00	280,000.00	1,300,000.00	0.00	0.00	1,580,000.00	1,575,000.00	5,000.00	1,580,000.00	1,580,000.00	0 %	
Inter-Agency Transferred Funds (IATF) Deposited with the National Treasury		0.00	280,000.00	1,295,000.00	0.00	0.00	1,575,000.00	1,575,000.00	0.00	1,575,000.00	1,575,000.00	0 %	
Fund Transfers to DILG Region 13 from LGA-MDS Trust		0.00	280,000.00	1,295,000.00	0.00	0.00	1,575,000.00	1,575,000.00	0.00	1,575,000.00	1,575,000.00	0 %	
Trust Receipts Deposited with Authorized Government Depository Banks (AGDB)		0.00	0.00	5,000.00	0.00	0.00	5,000.00	0.00	5,000.00	5,000.00	5,000.00	0 %	
Bid Documents		0.00	0.00	5,000.00	0.00	0.00	5,000.00	0.00	5,000.00	5,000.00	5,000.00	0 %	
GRAND TOTAL		0.00	280,000.00	1,300,000.00	0.00	0.00	1,580,000.00	1,575,000.00	5,000.00	1,580,000.00	1,580,000.00	0 %	


Certified Correct:


ROCHE LYNNE L. CUNANAN, CPA
 ACCOUNTANT III
 Date: JULY 10, 2024

Recommending Approval By:


JOCELYN QUAYOMA
 CAO
 Date:

Approved By:


MARIA LDISELLA E. LUCINO, CESO IV
 REGIONAL DIRECTOR
 Date:


STATEMENT OF APPROVED BUDGET, UTILIZATIONS, DISBURSEMENTS AND BALANCES FOR TRUST RECEIPTS
 (for Implementing Agency use only)
 As at the Quarter Ending June 30, 2024

Department : Department of the Interior and Local Government (DILG)
 Agency/Entity : Office of the Secretary
 Operating Unit : Regional Office - XIII
 Organization Code (UACS) : 14 001 0300016
 Fund Cluster : 01 - Regular Agency Fund


X	Inter Agency Fund Transfer
	Grants and Donations (Less than 12 months)

Source Agencies and Projects	UACS CODE	Approved Budget			Utilizations					Disbursements					Balances		
		Approved Budgeted Revenue/ Receipts	Adjustments (Additions, Reductions, Modifications/ Augmentations)	Adjusted Budgeted Revenue	1st Quarter Ending March 31	2nd Quarter Ending June 30	3rd Quarter Ending September 30	4th Quarter Ending December 31	Total	1st Quarter Ending March 31	2nd Quarter Ending June 30	3rd Quarter Ending September 30	4th Quarter Ending December 31	Total	Unutilized Budget	Unpaid Obligations (10-15)=(17+18)	
																Due and Demandable	Not Yet Due and Demandable
1	2	3	4	5=[(3+(-)4)]	6	7	8	9	10=(6+7+8+9)	11	12	13	14	15=(11+12+13+14)	16=[5-10]	17	18
Department of the Interior and Local Government		1,705,000.00	0.00	1,705,000.00	230,000.00	1,295,000.00	0.00	0.00	1,525,000.00	230,000.00	1,295,000.00	0.00	0.00	1,525,000.00	180,000.00	0.00	0.00
Local Government Academy		1,705,000.00	0.00	1,705,000.00	230,000.00	1,295,000.00	0.00	0.00	1,525,000.00	230,000.00	1,295,000.00	0.00	0.00	1,525,000.00	180,000.00	0.00	0.00
Fund transfer for training related expenses in the implementation of the BNEO Towards Great Barangays Program		1,295,000.00	0.00	1,295,000.00	0.00	1,295,000.00	0.00	0.00	1,295,000.00	0.00	1,295,000.00	0.00	0.00	1,295,000.00	0.00	0.00	0.00
MOOE	2	1,295,000.00	0.00	1,295,000.00	0.00	1,295,000.00	0.00	0.00	1,295,000.00	0.00	1,295,000.00	0.00	0.00	1,295,000.00	0.00	0.00	0.00
Fund transfer in relation to the conduct of the Training on Problem Solving and Decision making for Leaders Batch 2 and LGRRC Managers Conference on September 27-28 and September 29, 2023		230,000.00	0.00	230,000.00	230,000.00	0.00	0.00	0.00	230,000.00	230,000.00	0.00	0.00	0.00	230,000.00	0.00	0.00	0.00
MOOE	2	230,000.00	0.00	230,000.00	230,000.00	0.00	0.00	0.00	230,000.00	230,000.00	0.00	0.00	0.00	230,000.00	0.00	0.00	0.00
Fund transfer for the expenses in the conduct of monitoring activities		130,000.00	0.00	130,000.00	0.00	0.00	0.00	0.00	0.00	0.00	0.00	0.00	0.00	0.00	130,000.00	0.00	0.00
MOOE	2	130,000.00	0.00	130,000.00	0.00	0.00	0.00	0.00	0.00	0.00	0.00	0.00	0.00	0.00	130,000.00	0.00	0.00
Fund Transfer for expenses in the conduct of the 2024 LGRRC Assessment		50,000.00	0.00	50,000.00	0.00	0.00	0.00	0.00	0.00	0.00	0.00	0.00	0.00	0.00	50,000.00	0.00	0.00
MOOE	2	50,000.00	0.00	50,000.00	0.00	0.00	0.00	0.00	0.00	0.00	0.00	0.00	0.00	0.00	50,000.00	0.00	0.00
GRAND TOTAL		1,705,000.00	0.00	1,705,000.00	230,000.00	1,295,000.00	0.00	0.00	1,525,000.00	230,000.00	1,295,000.00	0.00	0.00	1,525,000.00	180,000.00	0.00	0.00
PS		0.00	0.00	0.00	0.00	0.00	0.00	0.00	0.00	0.00	0.00	0.00	0.00	0.00	0.00	0.00	0.00
MOOE		1,705,000.00	0.00	1,705,000.00	230,000.00	1,295,000.00	0.00	0.00	1,525,000.00	230,000.00	1,295,000.00	0.00	0.00	1,525,000.00	180,000.00	0.00	0.00
CO		0.00	0.00	0.00	0.00	0.00	0.00	0.00	0.00	0.00	0.00	0.00	0.00	0.00	0.00	0.00	0.00


Certified Correct:


 ROCHE LYNNE L. CUNANAN, CPA
 ACCOUNTANT III
 Date: JULY 10, 2024

Recommending Approval By:


 JOCELYN G. JAYOMA
 CAO
 Date:

Approved By:


 MARIA LOISELLA E. LUCINO, CESO IV
 REGIONAL DIRECTOR
 Date:


STATEMENT OF OBLIGATIONS, DISBURSEMENTS, LIQUIDATIONS AND BALANCES for INTER-AGENCY FUND TRANSFERS
(for Source Agency use only)
As at the Quarter Ending June 30, 2024

Department : Department of the Interior and Local Government (DILG)
 Agency/Entity : Office of the Secretary
 Operating Unit : Regional Office - XIII
 Organization Code (UACS) : 14 001 0300016
 Fund Cluster : 07 - Trust Receipts
 (e.g. UACS Fund Cluster: 01-Regular Agency Fund, 02-Foreign Assisted Projects Fund, 03-Special Account-Locally Funded/Domestic Grants Fund, and 04-Special Account-Foreign Assisted/Foreign Grants Fund)


X	Current Year Appropriations
	Supplemental Appropriations
	Continuing Appropriations

Implementing Agencies and Projects	Obligation Request and Status		Obligations					Disbursements (Funds Transferred To)					Liquidations					Unpaid Obligations	Unliquidated Fund Transfers
	Number	Date	1st Quarter	2nd Quarter	3rd Quarter	4th Quarter	Total	1st Quarter	2nd Quarter	3rd Quarter	4th Quarter	Total	1st Quarter	2nd Quarter	3rd Quarter	4th Quarter	Total		
			Ending March 31	Ending June 30	Ending September 30	Ending December 31		Ending March 31	Ending June 30	Ending September 30	Ending December 31		Ending March 31	Ending June 30	Ending September 30	Ending December 31			
1	2	3	4	5	6	7	8=(4+5+6+7)	9	10	11	12	13=(9+10+11+12)	14	15	16	17	18=(14+15+16+17)	19=(8-13)	20=(13-18)


Certified Correct:


ROCHE LYNNE L. CUNANAN, CPA
 ACCOUNTANT III
 Date: JULY 10, 2024

Recommending Approval By:


JOCELYN JAYOMA
 CAO
 Date:

Approved By:


MARIA OISELLA E. LUCINO, CESO IV
 REGIONAL DIRECTOR
 Date: