

MONTHLY REPORT OF DISBURSEMENTS
For the month of July 2021

Department: Department of the Interior and Local Government (DILG)
Agency/Entity: Office of the Secretary
Operating Unit: Regional Office - XII
Organization Code (OACG): 14 001 030001
Fund Cluster: 01 Regular Agency Fund

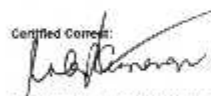
Periods	Current Year Budget					Prior Year's Budget											Total Liabilities				Grand Total					Remarks		
	PS	MOOE	PPE	OO	TOTAL	Prior Year's Accounts Payable					Current Year's Accounts Payable						SUB-TOTAL	PS	MOOE	CC	TOTAL	PS	MOOE	PPE	CC		TOTAL	
						PS	MOOE	PPE	CC	Sub-Total	PS	MOOE	PPE	CC	Sub-Total	PS												MOOE
1	2	3	4	5	6=(2+3+4+5)	7	8	9	10	11=(7+8+9+10)	12	13	14	15	16=(12+13+14+15)	17=(11+16)	18	19	20	21	22=(18+19+20)	23	24	25	26	27=(23+24+25+26)	28	
CASH DISBURSEMENTS	12,424,121.26	12,424,485.07	0.00	0.00	24,848,606.33	0.00	0.00	0.00	0.00	0.00	0.00	0.00	0.00	0.00	0.00	0.00	0.00	0.00	0.00	0.00	0.00	12,424,121.26	12,424,485.07	0.00	0.00	24,848,606.33		
Office of Civil Aviation (OCA)	12,424,121.26	12,424,485.07	0.00	0.00	24,848,606.33	0.00	0.00	0.00	0.00	0.00	0.00	0.00	0.00	0.00	0.00	0.00	0.00	0.00	0.00	0.00	12,424,121.26	12,424,485.07	0.00	0.00	24,848,606.33			
MEM Credits Issued	0.00	0.00	0.00	0.00	0.00	0.00	0.00	0.00	0.00	0.00	0.00	0.00	0.00	0.00	0.00	0.00	0.00	0.00	0.00	0.00	0.00	0.00	0.00	0.00	0.00	0.00	0.00	0.00
Article of Civil Aviation	12,424,121.26	12,424,485.07	0.00	0.00	24,848,606.33	0.00	0.00	0.00	0.00	0.00	0.00	0.00	0.00	0.00	0.00	0.00	0.00	0.00	0.00	0.00	12,424,121.26	12,424,485.07	0.00	0.00	24,848,606.33			
Article of Travel Allowance (ATA)	0.00	11,671,860.14	0.00	0.00	11,671,860.14	0.00	0.00	0.00	0.00	0.00	0.00	0.00	0.00	0.00	0.00	0.00	0.00	0.00	0.00	0.00	0.00	11,671,860.14	0.00	0.00	11,671,860.14			
MEM Credits Issued	0.00	0.00	0.00	0.00	0.00	0.00	0.00	0.00	0.00	0.00	0.00	0.00	0.00	0.00	0.00	0.00	0.00	0.00	0.00	0.00	0.00	0.00	0.00	0.00	0.00	0.00	0.00	0.00
Article of Civil Aviation	0.00	11,671,860.14	0.00	0.00	11,671,860.14	0.00	0.00	0.00	0.00	0.00	0.00	0.00	0.00	0.00	0.00	0.00	0.00	0.00	0.00	0.00	0.00	11,671,860.14	0.00	0.00	11,671,860.14			
Working Fund for TAA	0.00	0.00	0.00	0.00	0.00	0.00	0.00	0.00	0.00	0.00	0.00	0.00	0.00	0.00	0.00	0.00	0.00	0.00	0.00	0.00	0.00	0.00	0.00	0.00	0.00	0.00	0.00	0.00
Civil Disasters Relief Center (CDRC)	0.00	0.00	0.00	0.00	0.00	0.00	0.00	0.00	0.00	0.00	0.00	0.00	0.00	0.00	0.00	0.00	0.00	0.00	0.00	0.00	0.00	0.00	0.00	0.00	0.00	0.00	0.00	0.00
TOTAL CASH DISBURSEMENTS	12,424,121.26	12,424,485.07	0.00	0.00	24,848,606.33	0.00	0.00	0.00	0.00	0.00	0.00	0.00	0.00	0.00	0.00	0.00	0.00	0.00	0.00	0.00	12,424,121.26	12,424,485.07	0.00	0.00	24,848,606.33			
NON-CASH DISBURSEMENTS	1,362,279.25	115,230.24	0.00	0.00	1,477,509.49	0.00	0.00	0.00	0.00	0.00	0.00	0.00	0.00	0.00	0.00	0.00	0.00	0.00	0.00	0.00	1,362,279.25	115,230.24	0.00	0.00	1,477,509.49			
Tax Reimburse Allowance (TRA)	1,362,279.25	115,230.24	0.00	0.00	1,477,509.49	0.00	0.00	0.00	0.00	0.00	0.00	0.00	0.00	0.00	0.00	0.00	0.00	0.00	0.00	0.00	1,362,279.25	115,230.24	0.00	0.00	1,477,509.49			
Non-Cash Reimburse Authority (NORA)	0.00	0.00	0.00	0.00	0.00	0.00	0.00	0.00	0.00	0.00	0.00	0.00	0.00	0.00	0.00	0.00	0.00	0.00	0.00	0.00	0.00	0.00	0.00	0.00	0.00	0.00	0.00	0.00
Disbursement allowed through weight deduction from crime (specify...)	0.00	0.00	0.00	0.00	0.00	0.00	0.00	0.00	0.00	0.00	0.00	0.00	0.00	0.00	0.00	0.00	0.00	0.00	0.00	0.00	0.00	0.00	0.00	0.00	0.00	0.00	0.00	0.00
Development of supervising personnel benefits	0.00	0.00	0.00	0.00	0.00	0.00	0.00	0.00	0.00	0.00	0.00	0.00	0.00	0.00	0.00	0.00	0.00	0.00	0.00	0.00	0.00	0.00	0.00	0.00	0.00	0.00	0.00	0.00
Reimburse for loss of government property	0.00	0.00	0.00	0.00	0.00	0.00	0.00	0.00	0.00	0.00	0.00	0.00	0.00	0.00	0.00	0.00	0.00	0.00	0.00	0.00	0.00	0.00	0.00	0.00	0.00	0.00	0.00	0.00
Liquidated damages and similar claims	0.00	0.00	0.00	0.00	0.00	0.00	0.00	0.00	0.00	0.00	0.00	0.00	0.00	0.00	0.00	0.00	0.00	0.00	0.00	0.00	0.00	0.00	0.00	0.00	0.00	0.00	0.00	0.00
Others (e.g., TR, ED, Dam Stamp, etc.)	0.00	0.00	0.00	0.00	0.00	0.00	0.00	0.00	0.00	0.00	0.00	0.00	0.00	0.00	0.00	0.00	0.00	0.00	0.00	0.00	0.00	0.00	0.00	0.00	0.00	0.00	0.00	0.00
TOTAL NON-CASH DISBURSEMENTS	1,362,279.25	115,230.24	0.00	0.00	1,477,509.49	0.00	0.00	0.00	0.00	0.00	0.00	0.00	0.00	0.00	0.00	0.00	0.00	0.00	0.00	0.00	1,362,279.25	115,230.24	0.00	0.00	1,477,509.49			
GRAND TOTAL	13,786,400.51	12,539,715.31	0.00	0.00	26,326,115.82	0.00	0.00	0.00	0.00	0.00	0.00	0.00	0.00	0.00	0.00	0.00	0.00	0.00	0.00	0.00	13,786,400.51	12,539,715.31	0.00	0.00	26,326,115.82			

SUMMARY

Periods (1)	Previous Report (2)	This Month (3)	As of Date (4)
Total Disbursement Authority Available	179,410,206.10	43,872,495.50	130,537,710.60
NCA	10,400,000.00	29,840,000.00	39,240,000.00
ATA	139,000,000.10	17,300,000.50	156,300,000.60
Working Fund	0.00	0.00	0.00
TRA	0.00	0.00	0.00
CDRC	0.00	0.00	0.00
NCAA	0.00	0.00	0.00
Less: Article of Travel Allowance (ATA) allowed	0.00	0.00	0.00
Total Disbursement Authority Available	179,410,206.10	43,872,495.50	130,537,710.60
Less:	0.00	0.00	0.00
- Cashed NCA	12,532,396.23	0.00	12,532,396.23
- Disbursements	164,280,411.57	39,842,506.65	204,122,918.22
Less: Other Non-Cash Disbursements	0.00	0.00	0.00
- Disbursement allowed through weight deduction from crime (specify...)	0.00	0.00	0.00
- Development of supervising personnel benefits	0.00	0.00	0.00
- Reimburse for loss of government property	0.00	0.00	0.00
- Liquidated damages and similar claims	0.00	0.00	0.00
- Others (e.g., TR, ED, Dam Stamp, etc.)	0.00	0.00	0.00
Net Less: Adjustments (e.g., unenclosed/initial check)	0.00	0.00	0.00
Balance of Disbursement Authority as of date	0.00	16,029,988.85	16,029,988.85
Total Disbursements Processed	0.00	0.00	0.00
Less: Actual Disbursements	0.00	0.00	0.00
Over/Under-carrying	0.00	0.00	0.00

Note: * The use of NTA is discouraged
Notes: ** Amounts shown tally with the grand total disbursement (column 27).


Certified Correct:


ROCHELLE L. CURANAN, CPA
ACCOUNTANT III
Date: AUGUST 10, 2021

Recommending Approval:


JOCELYN C. BARONA
CAO
Date: AUGUST 10, 2021

Approved By:


LILIBETH A. FARAGON, CESO III
REGIONAL DIRECTOR
Date: AUGUST 10, 2021

MONTHLY REPORT OF DISBURSEMENTS
For the month of August 2021

Department: Department of the Interior and Local Government (DILG)
Agency/Entity: Office of the Secretary
Operating Unit: Regional Office - III
Organization Code (I/OCS): 14 001 000011
Fund Cluster: 01 Regular Agency Fund

Particulars	Current Year Budget					Prior Year's Accounts Payable					Prior Year's Budget					SUB-TOTAL	Total Liabilities				Grand Total					Remarks			
	PS	MOOE	PrAc	OO	TOTAL	PS	MOOE	PrAc	OO	Sub-Total	PS	MOOE	PrAc	OO	Sub-Total		TOTAL	PS	MOOE	PrAc	OO	TOTAL	PS	MOOE	PrAc		OO	TOTAL	
																													1
CASH DISBURSEMENTS	11,899,720.85	19,896,725.07	0.00	0.00	31,796,445.92	0.00	0.00	0.00	0.00	0.00	0.00	0.00	0.00	0.00	0.00	31,796,445.92	11,899,720.85	19,896,725.07	0.00	0.00	31,796,445.92	0.00	0.00	0.00	0.00	31,796,445.92			
Notice of Cash Allocation (NCA)	11,899,720.85	1,971,258.07	0.00	0.00	13,870,978.92	0.00	0.00	0.00	0.00	0.00	0.00	0.00	0.00	0.00	0.00	13,870,978.92	11,899,720.85	1,971,258.07	0.00	0.00	13,870,978.92	0.00	0.00	0.00	0.00	13,870,978.92			
MOS Checks Issued	0.00	47,041.59	0.00	0.00	47,041.59	0.00	0.00	0.00	0.00	0.00	0.00	0.00	0.00	0.00	0.00	47,041.59	0.00	47,041.59	0.00	0.00	47,041.59	0.00	0.00	0.00	0.00	47,041.59			
Advance Debit Account	11,899,720.85	1,487,165.39	0.00	0.00	13,386,886.24	0.00	0.00	0.00	0.00	0.00	0.00	0.00	0.00	0.00	0.00	13,386,886.24	11,899,720.85	1,487,165.39	0.00	0.00	13,386,886.24	0.00	0.00	0.00	0.00	13,386,886.24			
Notice of Transfer Allocation (NTA)	0.00	18,151,888.10	0.00	0.00	18,151,888.10	0.00	0.00	0.00	0.00	0.00	0.00	0.00	0.00	0.00	0.00	18,151,888.10	0.00	18,151,888.10	0.00	0.00	18,151,888.10	0.00	0.00	0.00	0.00	18,151,888.10			
MOS Checks Issued	0.00	1,154,732.30	0.00	0.00	1,154,732.30	0.00	0.00	0.00	0.00	0.00	0.00	0.00	0.00	0.00	0.00	1,154,732.30	0.00	1,154,732.30	0.00	0.00	1,154,732.30	0.00	0.00	0.00	0.00	1,154,732.30			
Advance Debit Account	0.00	17,344,765.70	0.00	0.00	17,344,765.70	0.00	0.00	0.00	0.00	0.00	0.00	0.00	0.00	0.00	0.00	17,344,765.70	0.00	17,344,765.70	0.00	0.00	17,344,765.70	0.00	0.00	0.00	0.00	17,344,765.70			
Working Paper for PAFs	0.00	0.00	0.00	2.50	0.00	2.50	0.00	0.00	0.00	2.50	0.00	0.00	0.00	0.00	0.00	2.50	0.00	0.00	0.00	0.00	2.50	0.00	0.00	0.00	0.00	2.50			
Cash Disbursement Calling (CDC)	0.00	0.00	0.00	0.00	0.00	0.00	0.00	0.00	0.00	0.00	0.00	0.00	0.00	0.00	0.00	0.00	0.00	0.00	0.00	0.00	0.00	0.00	0.00	0.00	0.00	0.00			
TOTAL CASH DISBURSEMENTS	11,899,720.85	19,896,725.07	0.00	0.00	31,796,445.92	0.00	0.00	0.00	0.00	0.00	0.00	0.00	0.00	0.00	0.00	31,796,445.92	11,899,720.85	19,896,725.07	0.00	0.00	31,796,445.92	0.00	0.00	0.00	0.00	31,796,445.92			
NON-CASH DISBURSEMENTS	1,477,174.00	347,575.37	0.00	0.00	1,824,749.37	0.00	0.00	0.00	0.00	0.00	0.00	0.00	0.00	0.00	0.00	1,824,749.37	1,477,174.00	347,575.37	0.00	0.00	1,824,749.37	0.00	0.00	0.00	0.00	1,824,749.37			
Transferable Advance Issued (TFA)	1,477,174.00	347,575.37	0.00	0.00	1,824,749.37	0.00	0.00	0.00	0.00	0.00	0.00	0.00	0.00	0.00	0.00	1,824,749.37	1,477,174.00	347,575.37	0.00	0.00	1,824,749.37	0.00	0.00	0.00	0.00	1,824,749.37			
Non-Cash Disbursement Authority (NCDA)	0.00	0.00	0.00	0.00	0.00	0.00	0.00	0.00	0.00	0.00	0.00	0.00	0.00	0.00	0.00	0.00	0.00	0.00	0.00	0.00	0.00	0.00	0.00	0.00	0.00	0.00			
Disbursements effected through caught delinquencies from claims (please specify...)	0.00	0.00	0.00	0.00	0.00	0.00	0.00	0.00	0.00	0.00	0.00	0.00	0.00	0.00	0.00	0.00	0.00	0.00	0.00	0.00	0.00	0.00	0.00	0.00	0.00	0.00			
Deployment of excesses & pension benefits	0.00	0.00	0.00	0.00	0.00	0.00	0.00	0.00	0.00	0.00	0.00	0.00	0.00	0.00	0.00	0.00	0.00	0.00	0.00	0.00	0.00	0.00	0.00	0.00	0.00	0.00			
Rebates to Govt of government	0.00	0.00	0.00	0.00	0.00	0.00	0.00	0.00	0.00	0.00	0.00	0.00	0.00	0.00	0.00	0.00	0.00	0.00	0.00	0.00	0.00	0.00	0.00	0.00	0.00	0.00			
Liquidated damages and similar claims	0.00	0.00	0.00	0.00	0.00	0.00	0.00	0.00	0.00	0.00	0.00	0.00	0.00	0.00	0.00	0.00	0.00	0.00	0.00	0.00	0.00	0.00	0.00	0.00	0.00	0.00			
Others (e.g. TDF, STI, Dep. Bang, etc.)	0.00	0.00	0.00	0.00	0.00	0.00	0.00	0.00	0.00	0.00	0.00	0.00	0.00	0.00	0.00	0.00	0.00	0.00	0.00	0.00	0.00	0.00	0.00	0.00	0.00	0.00			
TOTAL NON-CASH DISBURSEMENTS	1,477,174.00	347,575.37	0.00	0.00	1,824,749.37	0.00	0.00	0.00	0.00	0.00	0.00	0.00	0.00	0.00	0.00	1,824,749.37	1,477,174.00	347,575.37	0.00	0.00	1,824,749.37	0.00	0.00	0.00	0.00	1,824,749.37			
GRAND TOTAL	13,376,894.85	20,244,300.44	0.00	0.00	33,621,195.29	0.00	0.00	0.00	0.00	0.00	0.00	0.00	0.00	0.00	0.00	33,621,195.29	13,376,894.85	20,244,300.44	0.00	0.00	33,621,195.29	0.00	0.00	0.00	0.00	33,621,195.29			

SUMMARY

Particulars	Periods	This Month	As of Date
(1)	(2)	(3)	(4)
Total Disbursement Authority Received	200,882,846.00	18,074,457.33	200,882,761.67
MCA	1,524,248.00	18,074,457.33	1,524,248.00
NTA	199,358,598.00	0.00	199,358,598.00
Working Paper	0.00	0.00	0.00
TFA	0.00	0.00	0.00
CDC	0.00	0.00	0.00
NCDA	0.00	0.00	0.00
Less: Notice of Transfer of Allocation (NTA) Issued	0.00	0.00	0.00
Total Disbursement Authority Available	200,882,846.00	18,074,457.33	200,882,761.67
Less:	0.00	0.00	0.00
Lapses NCA	15,000,000.00	0.00	15,000,000.00
Disbursements	185,882,846.00	31,776,915.01	185,882,846.00
Less: Other Non-Cash Disbursements	0.00	0.00	0.00
Disbursements effected through caught delinquencies from claims	0.00	0.00	0.00
Deployment of excesses & pension benefits	0.00	0.00	0.00
Rebates to Govt of government	0.00	0.00	0.00
Liquidated damages and similar claims	0.00	0.00	0.00
Others (e.g. TDF, STI, Dep. Bang, etc.)	0.00	0.00	0.00
Add: Less: Adjustments (e.g. cancelled/voided checks)	0.00	0.00	0.00
Balance of Disbursement Authority as at date	15,882,846.00	6,297,542.32	15,882,846.00
Total Disbursements Program	0.00	0.00	0.00
Less: Actual Disbursements	0.00	0.00	0.00
Over/Under spending	0.00	0.00	0.00

Notes: * The use of MCA is discouraged
Notes: ** Amounts accreditably with the grand total disbursement (column 27)

Certified Copy:

ROCHELLE L. CUMANAN, CPA
ACCOUNTANT III
Date: SEPTEMBER 8, 2021

Recommending Approval:

JODELLE M. MAYOMA
CAG
Date: SEPTEMBER 8, 2021

Approved By:

LILIBETH A. FARRALLON, DESO III
REGIONAL DIRECTOR
Date: SEPTEMBER 8, 2021


MONTHLY REPORT OF DISBURSEMENTS
For the month of September 2021


Department: Department of the Interior and Local Government (DILG)
Agency/Entity: Office of the Secretary
Operating Unit: Regional Office - XIII
Organization Code: 14 301 030018
Fund Cluster: 01 Regular Agency Fund

Particulars	Current Year Budget					Prior Year's Budget										BUS-TOTAL	Trust Liabilities				Grand Total					Remarks		
	PB	MOOE	FinEx	CO	TOTAL	Prior Year's Accounts Payable				Current Year's Accounts Payable							TOT AL	PS	MOOE	CO	TOTAL	PS	MOOE	FinEx	CO		TOTAL	
						PS	MOOE	FinEx	CO	Sub-Total	PS	MOOE	FinEx	CO	Sub-Total													17=(11+12+13+14)
1	2	3	4	5	6=(2+3+4+5)	7	8	9	10	11=(7+8+9+10)	12	13	14	15	16=(11+12+13+14)	17	18=(16+17)	19	20	21	22=(19+20+21)	23	24	25	26	27=(23+24+25+26)	28	
CASH DISBURSEMENTS	39,105,923.58	2,846,956.30	0.00	0.00	41,952,879.88	0.00	0.00	0.00	0.00	0.00	0.00	0.00	0.00	0.00	0.00	0.00	41,152,879.28	0.00	0.00	0.00	0.00	39,105,923.58	2,846,956.30	0.00	0.00	41,952,879.88		
Notice of Cash Allocation (NCA)	12,415,157.59	37,280.91	0.00	0.00	12,452,438.50	0.00	0.00	0.00	0.00	0.00	0.00	0.00	0.00	0.00	0.00	0.00	12,452,438.50	0.00	0.00	0.00	0.00	12,415,157.59	37,280.91	0.00	0.00	12,452,438.50		
MOS Checks Issued	0.00	37,280.91	0.00	0.00	37,280.91	0.00	0.00	0.00	0.00	0.00	0.00	0.00	0.00	0.00	0.00	0.00	37,280.91	0.00	0.00	0.00	0.00	0.00	37,280.91	0.00	0.00	0.00	37,280.91	
Advice to Debit Account	12,415,157.59	0.00	0.00	0.00	12,415,157.59	0.00	0.00	0.00	0.00	0.00	0.00	0.00	0.00	0.00	0.00	0.00	12,415,157.59	0.00	0.00	0.00	0.00	12,415,157.59	0.00	0.00	0.00	12,415,157.59		
Notice of Transfer Allocations (NTA)	26,690,766.99	2,809,674.99	0.00	0.00	29,500,441.98	0.00	0.00	0.00	0.00	0.00	0.00	0.00	0.00	0.00	0.00	0.00	29,500,441.98	0.00	0.00	0.00	0.00	26,690,766.99	2,809,674.99	0.00	0.00	29,500,441.98		
MOS Checks Issued	0.00	2,809,674.99	0.00	0.00	2,809,674.99	0.00	0.00	0.00	0.00	0.00	0.00	0.00	0.00	0.00	0.00	0.00	2,809,674.99	0.00	0.00	0.00	0.00	0.00	2,809,674.99	0.00	0.00	0.00	2,809,674.99	
Advice to Debit Account	26,690,766.99	0.00	0.00	0.00	26,690,766.99	0.00	0.00	0.00	0.00	0.00	0.00	0.00	0.00	0.00	0.00	0.00	26,690,766.99	0.00	0.00	0.00	0.00	26,690,766.99	0.00	0.00	0.00	26,690,766.99		
Working Fund for TAPs	0.00	0.00	0.00	0.00	0.00	0.00	0.00	0.00	0.00	0.00	0.00	0.00	0.00	0.00	0.00	0.00	0.00	0.00	0.00	0.00	0.00	0.00	0.00	0.00	0.00	0.00	0.00	0.00
Cash Disbursement Ceiling (CDC)	0.00	0.00	0.00	0.00	0.00	0.00	0.00	0.00	0.00	0.00	0.00	0.00	0.00	0.00	0.00	0.00	0.00	0.00	0.00	0.00	0.00	0.00	0.00	0.00	0.00	0.00	0.00	0.00
TOTAL CASH DISBURSEMENTS	39,105,923.58	2,846,956.30	0.00	0.00	41,952,879.88	0.00	0.00	0.00	0.00	0.00	0.00	0.00	0.00	0.00	0.00	0.00	41,152,879.28	0.00	0.00	0.00	0.00	39,105,923.58	2,846,956.30	0.00	0.00	41,952,879.88		
NON-CASH DISBURSEMENTS	1,450,110.36	242,826.96	0.00	0.00	1,692,937.32	0.00	0.00	0.00	0.00	0.00	0.00	0.00	0.00	0.00	0.00	0.00	1,692,937.32	0.00	0.00	0.00	0.00	1,450,110.36	242,826.96	0.00	0.00	1,692,937.32		
Type Remittance Advice Issued (TRA)	1,450,110.36	242,826.96	0.00	0.00	1,692,937.32	0.00	0.00	0.00	0.00	0.00	0.00	0.00	0.00	0.00	0.00	0.00	1,692,937.32	0.00	0.00	0.00	0.00	1,450,110.36	242,826.96	0.00	0.00	1,692,937.32		
Non-Cash Awarding Authority (NCAA)	0.00	0.00	0.00	0.00	0.00	0.00	0.00	0.00	0.00	0.00	0.00	0.00	0.00	0.00	0.00	0.00	0.00	0.00	0.00	0.00	0.00	0.00	0.00	0.00	0.00	0.00	0.00	0.00
Disbursements effected through outright deductions from claims (please specify...)	0.00	0.00	0.00	0.00	0.00	0.00	0.00	0.00	0.00	0.00	0.00	0.00	0.00	0.00	0.00	0.00	0.00	0.00	0.00	0.00	0.00	0.00	0.00	0.00	0.00	0.00	0.00	0.00
Overpayment of expenses (e.g. personal benefits)	0.00	0.00	0.00	0.00	0.00	0.00	0.00	0.00	0.00	0.00	0.00	0.00	0.00	0.00	0.00	0.00	0.00	0.00	0.00	0.00	0.00	0.00	0.00	0.00	0.00	0.00	0.00	0.00
Restitution for loss of government property	0.00	0.00	0.00	0.00	0.00	0.00	0.00	0.00	0.00	0.00	0.00	0.00	0.00	0.00	0.00	0.00	0.00	0.00	0.00	0.00	0.00	0.00	0.00	0.00	0.00	0.00	0.00	0.00
Liquidated damages and similar claims	0.00	0.00	0.00	0.00	0.00	0.00	0.00	0.00	0.00	0.00	0.00	0.00	0.00	0.00	0.00	0.00	0.00	0.00	0.00	0.00	0.00	0.00	0.00	0.00	0.00	0.00	0.00	0.00
Others (e.g. TEF, BIR, Dozs Stamp, etc.)	0.00	0.00	0.00	0.00	0.00	0.00	0.00	0.00	0.00	0.00	0.00	0.00	0.00	0.00	0.00	0.00	0.00	0.00	0.00	0.00	0.00	0.00	0.00	0.00	0.00	0.00	0.00	0.00
TOTAL NON-CASH DISBURSEMENTS	1,450,110.36	242,826.96	0.00	0.00	1,692,937.32	0.00	0.00	0.00	0.00	0.00	0.00	0.00	0.00	0.00	0.00	0.00	1,692,937.32	0.00	0.00	0.00	0.00	1,450,110.36	242,826.96	0.00	0.00	1,692,937.32		
GRAND TOTAL	40,556,033.94	3,089,783.26	0.00	0.00	43,645,817.20	0.00	0.00	0.00	0.00	0.00	0.00	0.00	0.00	0.00	0.00	0.00	42,845,816.60	0.00	0.00	0.00	0.00	40,556,033.94	3,089,783.26	0.00	0.00	43,645,817.20		

Particulars	(1)	Previous Report	This Month	As at Date
		(2)	(3)	(4)
Total Disbursement Authorities Received		298,957,793.59	25,752,089.00	262,725,945.00
NCA		50,995,000.00	0.00	50,995,000.00
NTA		160,001,793.92	25,752,089.00	121,845,945.00
Working Fund		0.00	0.00	0.00
TRA		0.00	0.00	0.00
CDC		0.00	0.00	0.00
NCAA		0.00	0.00	0.00
Less: Notice of Transfer of Allocations (NTA) Issued		0.00	0.00	0.00
Total Disbursement Authorities Available		298,957,793.59	25,752,089.00	262,739,848.00
Less:		0.00	0.00	0.00
Lapsed NCA		12,520,398.33	7,946,130.57	20,466,527.10
Disbursements		220,467,413.23	41,788,458.27	262,271,321.50
Less: Other Non-Cash Disbursements		0.00	0.00	0.00
Disbursements effected through outright deductions from claims		0.00	0.00	0.00
Overpayment of expenses (e.g. personal benefits)		0.00	0.00	0.00
Restitution for loss of government property		0.00	0.00	0.00
Liquidated damages and similar claims		0.00	0.00	0.00
Others (e.g. TEF, BIR, Dozs Stamp, etc.)		0.00	0.00	0.00
Adjustment: Adjustments (e.g. cancelled/issued checks)		0.00	0.00	0.00
Balance of Disbursement Authorities as at date		25,852,455.04	(25,262,455.34)	0.00
Total Disbursements Program		0.00	0.00	0.00
Less: Actual Disbursements		0.00	0.00	0.00
(over)/under spending		0.00	0.00	0.00

Notes: * The use of NTA is discouraged
Notes: ** Amounts should tally with the grand total disbursements (column 27).

Certified Correct:

ROCHELLE LYNNEL CURIANAN, CPA
ACCOUNTANT III
Date: OCTOBER 6, 2021

Recommending Approval:

JOCELYN S. BAYOMA
CAO
Date: OCTOBER 6, 2021

Approved By:

LURIELTA FRANCISCO, CERO II
REGIONAL DIRECTOR
Date: OCTOBER 6, 2021