

MONTHLY REPORT OF DISBURSEMENTS

For the month of January 2022

Department: Department of the Interior and Local Government (DILG)
 Agency/Entity: Office of the Secretary
 Operating Unit: Regional Office - XII
 Organization Code (JIACS): 14 001 8300018
 Fund Cluster: 01 Regular Agency Fund

Particulars	Current Year Budget					Prior Year's Budget											Trust Liabilities				Grand Total					Remarks			
	PS	MOOE	FinEx	CO	TOTAL	Prior Year's Accounts Payable					Current Year's Accounts Payable						PS	MOOE	CO	TOTAL	PS	MOOE	FinEx	CO	TOTAL				
						PS	MOOE	FinEx	CO	Sub-Total	PS	MOOE	FinEx	CO	Sub-Total	TOTAL											SUB-TOTAL		
1	2	3	4	5	6=(2+3+4+5)	7	8	9	10	11=(7+8+9+10)	12	13	14	15	16=(12+13+14+15)	17=(11+16)	18=(6+17)	18	20	21	22=(18+20+21)	23	24	25	26	27=(23+24+25+26)	28		
CASH DISBURSEMENTS	13,495,294.05	1,244,000.00	0.00	0.00	14,739,294.05	0.00	0.00	0.00	0.00	0.00	0.00	0.00	0.00	0.00	0.00	0.00	14,739,294.05	0.00	0.00	0.00	0.00	13,495,294.05	1,244,000.00	0.00	0.00	14,739,294.05			
Notice of Cash Allocation (NCA)	13,495,294.05	1,232,000.00	0.00	0.00	14,727,294.05	0.00	0.00	0.00	0.00	0.00	0.00	0.00	0.00	0.00	0.00	0.00	14,727,294.05	0.00	0.00	0.00	0.00	13,495,294.05	1,232,000.00	0.00	0.00	14,727,294.05			
MDS Checks Issued	0.00	34,845.19	0.00	0.00	34,845.19	0.00	0.00	0.00	0.00	0.00	0.00	0.00	0.00	0.00	0.00	0.00	34,845.19	0.00	0.00	0.00	0.00	0.00	34,845.19	0.00	0.00	0.00	34,845.19		
Advice to Debit Account	13,495,294.05	1,197,154.81	0.00	0.00	14,692,448.86	0.00	0.00	0.00	0.00	0.00	0.00	0.00	0.00	0.00	0.00	0.00	14,692,448.86	0.00	0.00	0.00	0.00	13,495,294.05	1,197,154.81	0.00	0.00	14,692,448.86			
Notice of Transfer Allocations (NTA)	0.00	12,000.00	0.00	0.00	12,000.00	0.00	0.00	0.00	0.00	0.00	0.00	0.00	0.00	0.00	0.00	0.00	12,000.00	0.00	0.00	0.00	0.00	0.00	12,000.00	0.00	0.00	0.00	12,000.00		
MDS Checks Issued	0.00	12,000.00	0.00	0.00	12,000.00	0.00	0.00	0.00	0.00	0.00	0.00	0.00	0.00	0.00	0.00	0.00	12,000.00	0.00	0.00	0.00	0.00	0.00	12,000.00	0.00	0.00	0.00	12,000.00		
Advice to Debit Account	0.00	0.00	0.00	0.00	0.00	0.00	0.00	0.00	0.00	0.00	0.00	0.00	0.00	0.00	0.00	0.00	0.00	0.00	0.00	0.00	0.00	0.00	0.00	0.00	0.00	0.00	0.00		
Working Fund for FAPs	0.00	0.00	0.00	0.00	0.00	0.00	0.00	0.00	0.00	0.00	0.00	0.00	0.00	0.00	0.00	0.00	0.00	0.00	0.00	0.00	0.00	0.00	0.00	0.00	0.00	0.00	0.00	0.00	
Cash Disbursement Calling (CDC)	0.00	0.00	0.00	0.00	0.00	0.00	0.00	0.00	0.00	0.00	0.00	0.00	0.00	0.00	0.00	0.00	0.00	0.00	0.00	0.00	0.00	0.00	0.00	0.00	0.00	0.00	0.00	0.00	
TOTAL CASH DISBURSEMENTS	13,495,294.05	1,244,000.00	0.00	0.00	14,739,294.05	0.00	0.00	0.00	0.00	0.00	0.00	0.00	0.00	0.00	0.00	0.00	14,739,294.05	0.00	0.00	0.00	0.00	13,495,294.05	1,244,000.00	0.00	0.00	14,739,294.05			
NON-CASH DISBURSEMENTS	1,343,451.85	9,604.41	0.00	0.00	1,353,056.26	0.00	0.00	0.00	0.00	0.00	0.00	0.00	0.00	0.00	0.00	0.00	1,353,056.26	0.00	0.00	0.00	0.00	1,343,451.85	9,604.41	0.00	0.00	1,353,056.26			
Tax Remittance Advances Issued (TRA)	1,343,451.85	9,604.41	0.00	0.00	1,353,056.26	0.00	0.00	0.00	0.00	0.00	0.00	0.00	0.00	0.00	0.00	0.00	1,353,056.26	0.00	0.00	0.00	0.00	1,343,451.85	9,604.41	0.00	0.00	1,353,056.26			
Non-Cash Availment Authority (NCAA)	0.00	0.00	0.00	0.00	0.00	0.00	0.00	0.00	0.00	0.00	0.00	0.00	0.00	0.00	0.00	0.00	0.00	0.00	0.00	0.00	0.00	0.00	0.00	0.00	0.00	0.00	0.00	0.00	
Disbursements effected through outright deductions from claims (please specify...)	0.00	0.00	0.00	0.00	0.00	0.00	0.00	0.00	0.00	0.00	0.00	0.00	0.00	0.00	0.00	0.00	0.00	0.00	0.00	0.00	0.00	0.00	0.00	0.00	0.00	0.00	0.00	0.00	
Overpayment of expenses(e.g. personnel benefits)	0.00	0.00	0.00	0.00	0.00	0.00	0.00	0.00	0.00	0.00	0.00	0.00	0.00	0.00	0.00	0.00	0.00	0.00	0.00	0.00	0.00	0.00	0.00	0.00	0.00	0.00	0.00	0.00	
Restitution for loss of government property	0.00	0.00	0.00	0.00	0.00	0.00	0.00	0.00	0.00	0.00	0.00	0.00	0.00	0.00	0.00	0.00	0.00	0.00	0.00	0.00	0.00	0.00	0.00	0.00	0.00	0.00	0.00	0.00	
Liquidated damages and similar claims	0.00	0.00	0.00	0.00	0.00	0.00	0.00	0.00	0.00	0.00	0.00	0.00	0.00	0.00	0.00	0.00	0.00	0.00	0.00	0.00	0.00	0.00	0.00	0.00	0.00	0.00	0.00	0.00	
Others(TEF, BT, Documentary Stamp Tax, etc.)	0.00	0.00	0.00	0.00	0.00	0.00	0.00	0.00	0.00	0.00	0.00	0.00	0.00	0.00	0.00	0.00	0.00	0.00	0.00	0.00	0.00	0.00	0.00	0.00	0.00	0.00	0.00	0.00	
TOTAL NON-CASH DISBURSEMENTS	1,343,451.85	9,604.41	0.00	0.00	1,353,056.26	0.00	0.00	0.00	0.00	0.00	0.00	0.00	0.00	0.00	0.00	0.00	1,353,056.26	0.00	0.00	0.00	0.00	1,343,451.85	9,604.41	0.00	0.00	1,353,056.26			
GRAND TOTAL	14,838,745.90	1,253,604.41	0.00	0.00	16,092,350.31	0.00	0.00	0.00	0.00	0.00	0.00	0.00	0.00	0.00	0.00	0.00	16,092,350.31	0.00	0.00	0.00	0.00	14,838,745.90	1,253,604.41	0.00	0.00	16,092,350.31			

SUMMARY

Particulars	Previous Report	This Month	As at Date
(1)	(2)	(3)	(4)
Total Disbursement Authorities Received	0.00	28,691,625.00	28,691,625.00
NCA	0.00	27,658,000.00	27,658,000.00
NTA	0.00	1,033,625.00	1,033,625.00
Working Fund	0.00	0.00	0.00
TRA	0.00	0.00	0.00
CDC	0.00	0.00	0.00
NCAA	0.00	0.00	0.00
Less: Notice of Transfer of Allocations (NTA)* Issued	0.00	12,000.00	12,000.00
Total Disbursement Authorities Available	0.00	28,679,625.00	28,679,625.00
Less:	0.00	0.00	0.00
Lapsed NCA	0.00	0.00	0.00
Disbursements	0.00	14,727,294.05	14,727,294.05
Less: Other Non-Cash Disbursements	0.00	0.00	0.00
Disbursements effected through outright deductions from claims	0.00	0.00	0.00
Overpayment of expenses(e.g. personnel benefits)	0.00	0.00	0.00
Restitution for loss of government property	0.00	0.00	0.00
Liquidated damages and similar claims	0.00	0.00	0.00
Others (e.g. TEF, BT, Docs Stamp, etc.)	0.00	0.00	0.00
Add/Less: Adjustments (e.g. cancelled/staled checks)	0.00	0.00	0.00
Balance of Disbursement Authorities as at date	0.00	13,952,330.95	13,952,330.95
Total Disbursements Program	0.00	0.00	0.00
Less: *Actual Disbursements	0.00	0.00	0.00
(Over)/Under spending	0.00	0.00	0.00

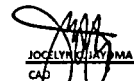
Notes: * The use of NTA is discouraged
 Notes: ** Amounts should tally with the grand total disbursement (column 27).

Certified Correct:


 ROCHELLE L. CUNANAN, CPA
 ACCOUNTANT III

Date: FEBRUARY 8, 2022

Recommending Approval:


 JOCELYN KILAYMA
 CAD

Date: FEBRUARY 8, 2022

Approved By:


 RUBETHA M. MACACION, CESO III
 REGIONAL DIRECTOR

Date: FEBRUARY 8, 2022

MONTHLY REPORT OF DISBURSEMENTS
For the month of February 2022

Department: Department of the Interior and Local Government (DILG)
 Agency/Entity: Office of the Secretary
 Operating Unit: Regional Office - XIII
 Organization Code (UAACS): 14 001 0300016
 Fund Cluster: 01 Regular Agency Fund


Particulars	Current Year Budget					Prior Year's Accounts Payable										SUB-TOTAL	Trust Liabilities				Grand Total					Remarks	
	PS	MOOE	FinEx	CO	TOTAL	Prior Year's Accounts Payable					Current Year's Accounts Payable						PS	MOOE	CO	TOTAL	PS	MOOE	FinEx	CO	TOTAL		
						PS	MOOE	FinEx	CO	Sub-Total	PS	MOOE	FinEx	CO	Sub-Total												PS
1	2	3	4	5	6=(2+3+4)	7	8	9	10	11=(7+8+9+10)	12	13	14	15	16=(12+13+14+15)	17=(11+16)	18	19	20	21	22=(18+19+20+21)	23	24	25	26	27=(23+24+25+26)	28
CASH DISBURSEMENTS	1,650,965.77	27,115,581.26	0.00	0.00	28,766,547.03	0.00	0.00	0.00	0.00	0.00	0.00	0.00	0.00	0.00	0.00	28,766,547.03	0.00	0.00	0.00	0.00	1,650,965.77	27,115,581.26	0.00	0.00	28,766,547.03		
Notice of Cash Allocation (NCA)	1,650,965.77	11,488,046.82	0.00	0.00	13,139,012.59	0.00	0.00	0.00	0.00	0.00	0.00	0.00	0.00	0.00	0.00	13,139,012.59	0.00	0.00	0.00	0.00	1,650,965.77	11,488,046.82	0.00	0.00	13,139,012.59		
MDS Checks Issued	0.00	73,547.42	0.00	0.00	73,547.42	0.00	0.00	0.00	0.00	0.00	0.00	0.00	0.00	0.00	0.00	73,547.42	0.00	0.00	0.00	0.00	0.00	73,547.42	0.00	0.00	73,547.42		
Advice to Debit Account	1,650,965.77	11,414,499.40	0.00	0.00	13,065,465.17	0.00	0.00	0.00	0.00	0.00	0.00	0.00	0.00	0.00	0.00	13,065,465.17	0.00	0.00	0.00	0.00	1,650,965.77	11,414,499.40	0.00	0.00	13,065,465.17		
Notice of Transfer Allocations (NTA)	0.00	15,627,534.44	0.00	0.00	15,627,534.44	0.00	0.00	0.00	0.00	0.00	0.00	0.00	0.00	0.00	0.00	15,627,534.44	0.00	0.00	0.00	0.00	0.00	15,627,534.44	0.00	0.00	15,627,534.44		
MDS Checks Issued	0.00	302,000.00	0.00	0.00	302,000.00	0.00	0.00	0.00	0.00	0.00	0.00	0.00	0.00	0.00	0.00	302,000.00	0.00	0.00	0.00	0.00	0.00	302,000.00	0.00	0.00	302,000.00		
Advice to Debit Account	0.00	15,325,534.44	0.00	0.00	15,325,534.44	0.00	0.00	0.00	0.00	0.00	0.00	0.00	0.00	0.00	0.00	15,325,534.44	0.00	0.00	0.00	0.00	0.00	15,325,534.44	0.00	0.00	15,325,534.44		
Working Fund for FAPs	0.00	0.00	0.00	0.00	0.00	0.00	0.00	0.00	0.00	0.00	0.00	0.00	0.00	0.00	0.00	0.00	0.00	0.00	0.00	0.00	0.00	0.00	0.00	0.00	0.00	0.00	
Cash Disbursement Calling (CDC)	0.00	0.00	0.00	0.00	0.00	0.00	0.00	0.00	0.00	0.00	0.00	0.00	0.00	0.00	0.00	0.00	0.00	0.00	0.00	0.00	0.00	0.00	0.00	0.00	0.00	0.00	
TOTAL CASH DISBURSEMENTS	1,650,965.77	27,115,581.26	0.00	0.00	28,766,547.03	0.00	0.00	0.00	0.00	0.00	0.00	0.00	0.00	0.00	0.00	28,766,547.03	0.00	0.00	0.00	0.00	1,650,965.77	27,115,581.26	0.00	0.00	28,766,547.03		
NON-CASH DISBURSEMENTS	1,362,601.87	55,420.97	0.00	0.00	1,418,022.84	0.00	0.00	0.00	0.00	0.00	0.00	0.00	0.00	0.00	0.00	1,418,022.84	0.00	0.00	0.00	0.00	1,362,601.87	55,420.97	0.00	0.00	1,418,022.84		
Tax Remittance Advice Issued (TRA)	1,362,601.87	55,420.97	0.00	0.00	1,418,022.84	0.00	0.00	0.00	0.00	0.00	0.00	0.00	0.00	0.00	0.00	1,418,022.84	0.00	0.00	0.00	0.00	1,362,601.87	55,420.97	0.00	0.00	1,418,022.84		
Non-Cash Assessment Authority (NCAA)	0.00	0.00	0.00	0.00	0.00	0.00	0.00	0.00	0.00	0.00	0.00	0.00	0.00	0.00	0.00	0.00	0.00	0.00	0.00	0.00	0.00	0.00	0.00	0.00	0.00	0.00	
Disbursements effected through outright deductions from claims (please specify...)	0.00	0.00	0.00	0.00	0.00	0.00	0.00	0.00	0.00	0.00	0.00	0.00	0.00	0.00	0.00	0.00	0.00	0.00	0.00	0.00	0.00	0.00	0.00	0.00	0.00	0.00	
Overpayment of expenses (e.g. personnel benefits)	0.00	0.00	0.00	0.00	0.00	0.00	0.00	0.00	0.00	0.00	0.00	0.00	0.00	0.00	0.00	0.00	0.00	0.00	0.00	0.00	0.00	0.00	0.00	0.00	0.00	0.00	
Restitution for loss of government property	0.00	0.00	0.00	0.00	0.00	0.00	0.00	0.00	0.00	0.00	0.00	0.00	0.00	0.00	0.00	0.00	0.00	0.00	0.00	0.00	0.00	0.00	0.00	0.00	0.00	0.00	
Liquidated damages and similar claims	0.00	0.00	0.00	0.00	0.00	0.00	0.00	0.00	0.00	0.00	0.00	0.00	0.00	0.00	0.00	0.00	0.00	0.00	0.00	0.00	0.00	0.00	0.00	0.00	0.00	0.00	
Others (TEF, BTR, Documentary Stamp Tax, etc.)	0.00	0.00	0.00	0.00	0.00	0.00	0.00	0.00	0.00	0.00	0.00	0.00	0.00	0.00	0.00	0.00	0.00	0.00	0.00	0.00	0.00	0.00	0.00	0.00	0.00	0.00	
TOTAL NON-CASH DISBURSEMENTS	1,362,601.87	55,420.97	0.00	0.00	1,418,022.84	0.00	0.00	0.00	0.00	0.00	0.00	0.00	0.00	0.00	0.00	1,418,022.84	0.00	0.00	0.00	0.00	1,362,601.87	55,420.97	0.00	0.00	1,418,022.84		
GRAND TOTAL	3,013,567.64	27,171,002.23	0.00	0.00	30,184,569.87	0.00	0.00	0.00	0.00	0.00	0.00	0.00	0.00	0.00	0.00	30,184,569.87	0.00	0.00	0.00	0.00	3,013,567.64	27,171,002.23	0.00	0.00	30,184,569.87		

SUMMARY


Particulars	Previous Report	This Month	As at Date
(1)	(2)	(3)	(4)
Total Disbursement Authorities Received	28,691,625.00	31,790,466.25	60,452,091.25
NCA	27,658,000.00	13,667,000.00	41,325,000.00
NTA	1,033,625.00	18,093,466.25	19,127,091.25
Working Fund	0.00	0.00	0.00
TRA	0.00	0.00	0.00
CDC	0.00	0.00	0.00
NCAA	0.00	0.00	0.00
Less: Notice of Transfer of Allocations (NTA)* Issued	12,000.00	15,627,534.44	15,639,534.44
Total Disbursement Authorities Available	28,679,625.00	16,132,931.81	44,812,556.81
Less:	0.00	0.00	0.00
Lapsed NCA	0.00	0.00	0.00
Disbursements	14,727,294.05	13,139,012.59	27,866,306.64
Less: Other Non-Cash Disbursements	0.00	0.00	0.00
Disbursements effected through outright deductions from claims	0.00	0.00	0.00
Overpayment of expenses (e.g. personnel benefits)	0.00	0.00	0.00
Restitution for loss of government property	0.00	0.00	0.00
Liquidated damages and similar claims	0.00	0.00	0.00
Others (e.g. TEF, BTR, Docs Stamp, etc.)	0.00	0.00	0.00
Add/Less: Adjustments (e.g. cancelled/staled checks)	0.00	0.00	0.00
Balance of Disbursement Authorities as at date	13,952,330.95	2,993,919.22	16,946,250.17
Total Disbursements Program	0.00	0.00	0.00
Less: *Actual Disbursements	0.00	0.00	0.00
(Over)/Under spending	0.00	0.00	0.00

Notes: * The use of NTA is discouraged
 Notes: ** Amounts should tally with the grand total disbursement (column 27).


Certified Correct:


 JOCELYN L. CUNANAN, CPA
 ACCOUNTANT II
 Date: MARCH 9, 2022

Recommending Approval:


 JOCELYN L. NYOMA
 CAP
 Date: 3/9/22

Approved By:


 JIBETH M. AVACION, CESO III
 REGIONAL DIRECTOR
 Date:

